.....1
.....1
.....4
.....8
.....15
.....24
.....27
.....27
.....28
.....32
.....218

	24,885,281,364.28	19,624,476,998.64	19,624,405,677.88	26.81
	371,752,987.61	141,178,043.79	166,523,409.69	163.32
	144,270,068.23	230,241,434.69	230,241,434.69	-37.34
	-840,542,477.81	787,891,496.82	806,646,767.30	不适用
	11,422,638,754.14	11,171,952,762.45	11,171,952,762.45	2.24
	51,041,193,882.76	50,010,834,179.87	50,010,834,179.87	2.06

	0.18	0.07	0.08	157.14
	0.18	0.07	0.08	157.14
	0.07	0.11	0.11	-36.36
	3.33	0.72	1.47	2.61
	1.30	2.02	2.02	0.72

	-643,723.29	
	94,132,611.23	
	387,904,556.11	
	-8,829,563.86	
	-155,518,883.94	
	-89,562,076.87	
	227,482,919.38	

غم

	24,885,281,364.28	19,624,476,998.64	26.81
	21,928,290,952.26	17,380,877,103.50	26.16
	602,987,959.93	476,934,548.31	26.43
	1,063,018,189.29	885,385,971.42	20.06
	366,987,055.66	120,639,352.54	204.20
	-840,542,477.81	787,891,496.82	
	2,300,169,804.63	-1,384,441,738.16	
	-26,486,300.32	2,856,560,306.15	
	206,512,177.64	182,944,978.55	12.88

	-	-	7,211,520.00	0.01	-100.00	(1)
	191,669,620.63	0.38	76,971,028.36	0.15	149.02	(2)
	1,716,447.28	0.00	43,056,725.98	0.09	-96.01	(3)
	73,219,889.14	0.14	-	-	100.00	(4)
	-	-	4,454,232.88	0.01	-100.00	(5)

	392,881,121.14	0.77	1,366,640,268.96	2.73	-71.25	(6)
	1,393,235,083.31	2.73	2,183,256,643.34	4.37	-36.19	(7)
	-	-	7,211,520.00	0.01	-100.00	(8)
	60,036,851.17	0.12	146,780,009.98	0.29	-59.10	(9)
	271,209,319.13	0.53	411,843,679.56	0.82	-34.15	(10)
	58,556,052.29	0.11	139,098,155.38	0.28	-57.90	(11)
	149,136,929.13	0.29	2,837,114.10	0.01	5156.64	(12)
	2,999,445,763.36	5.88	2,280,168,622.25	4.56	31.54	(13)
	3,477,090.49	0.01	5,566,563.20	0.01	-37.54	(14)
	34,193,186.59	0.07	204,210,614.82	0.41	-83.26	(15)

	5,894.21	
	500.00	
	19,731.89	
	10,225.05	
	49,758.25	
	46,236.32	
	136,035.44	
	268,381.16	

	3,237,597,565.09	3,310,670,320.13	2.26%

06818.HK								
600596								
600919								

2003 6

934,792.42 269,917.33

418,053.67 -2,471.21

2010 12 190,797 100

863,533.07

312,767.69 406,462.93 11,645.23

2011 1 8 100%

299,672.75

85,944.88 203,778.04 12,240.73

2008 5 5.85 60.976%

441,715.45 346,119.98

132,728.62 21,762.60

1958 4 16,899.06 40.53%

1,111,701.04 669,195.48 358,307.84

37,509.55

1934 6.04

2016 8 22

1,258,587.59 546,959.55 777,144.06

15,483.12

1990 4 2013

3,256.40 44.8%

170,698.75 145,248.88 4,490.10

1991 6 2,400 35%

342,144.57

179,472.23 4,986.99

[redacted]

		0.10
		0.17
		14.97
		7.61
		1.71

[redacted]

1m 0 171 EMC /P <</MCID 203>> BDC q BT /F3 10.56 Tf 1 0 0 1 153.14 532.27 m 2 T1m 0 171 w

ìÍ PX USUS

		-	9.17	9.17	0.02	-0.02	-
		65.10	1.45	66.55	-	-	-
		75.45	-67.03	8.42	426.50	-70.59	355.91
		410.58	-410.58	-	-	-	-
		25.82	7.49	33.31	-	-	-
		149.68	-16.45	133.23	-	-	-
		-	3.30	3.30	-	-	-
		719.92	2,262.96	2,982.88	-	-	-
		71.62	-7.55	64.07	31.47	-31.47	-
		-	27.46	27.46	-	-	-
		-	23.03	23.03	-	-	-
		83.54	-83.54	-	-	-	-
		0.36	12.54	12.90	0.07	-	0.07
		5.76	5.28	11.04	-	-	-
		-	162.94	162.94	14.68	-14.68	-
		11.72	-11.72	-	-	-	-
		28.37	-26.04	2.33	-	44.19	44.19

		3.19	-0.88	2.31	-	-	-
		350.33	-264.29	86.04	10,734.38	-6.50	10,727.88
		0.32	-	0.32	-	-	-
		-	103.38	103.38	-	-	-
		-	-	-	128.94	-22.95	105.99
		-	-	-	-	10.00	10.00
		-	-	-	649.17	-	649.17
		-	-	-	130.00	-130.00	-
		-	-	-	4.37	-	4.37
		-	-	-	210.65	-210.65	-
		-	-	-	-	343.58	343.58
		-	-	-	-	124.40	124.40
		-	-	-	-	473.94	473.94
		2,001.76	1,730.92	3,732.68	12,330.25	509.25	12,839.50

	17,731.07
	509,826.67
	509,826.67
	44.63%

Ǒ˜ Ǒ

	0	1,152,988,931	55.35	359,888,000			
	0	50,611,100	2.43	0			
	43,745,828	43,745,828	2.10	0			
	0	37,600,000	1.81	0		15,040,000	
	10,007,301	34,998,392	1.68	0			
	0	33,200,000	1.59	0			
	-14,136,341	29,027,420	1.39	0			
	12,089,784	15,005,722	0.72	0			

	0	12,820,028	0.62	0			
	2,705,000	10,705,000	0.51	0			

	793,100,931		793,100,931
	50,611,100		50,611,100
	43,745,828		43,745,828
	37,600,000		37,600,000
	34,998,392		34,998,392
	33,200,000		33,200,000
	29,027,420		29,027,420
	15,005,722		15,005,722
	12,820,028		12,820,028
	10,705,000		10,705,000

u



	1.19	1.11	7.21	
	0.90	0.83	8.43	
	58.01%	59.89%	-3.14	
	1	1		
	6.02	5.39	11.69	
	1	1		

. ( )

U

2017 6 30

	1	8,782,151,539.10	7,319,504,200.83
	2		
	5	5,209,660,153.39	4,491,429,639.19
	6	649,181,254.97	565,320,374.55
	7	1,716,447.28	43,056,725.98
	8	73,219,889.14	
	11	1,536,376,589.56	2,005,171,805.54

. ( )

U ( )

2017 6 30

م		2017 6 30	2016 12 31
	28	9,526,612,059.47	8,971,212,289.00
	2	-	7,211,520.00
	29	60,036,851.17	146,780,009.98
	30	1,489,079,295.96	1,651,420,943.49
	31	3,995,901,767.19	4,554,772,399.18
	32	650,380,143.86	640,888,049.61
	33	225,266,862.99	

. ( )

U ( )

2017 6 30

م		2017 6 30	2016 12 31
	47	2,083,012,671.00	2,083,012,671.00
	48	4,479,799,238.28	4,479,654,691.37
U	49	(448,407,895.30)	

. ( )

U

2017 1-6

		2017 1-6	2016 1-6 ( )
	53	24,885,281,364.28	19,624,476,998.64
	53	21,928,290,952.26	17,380,877,103.50
	54	51,337,766.08	43,746,629.17
	55	602,987,959.93	476,934,548.31
	56	1,063,018,189.29	885,385,971.42
	57	366,987,055.66	120,639,352.54
	58	379,708,544.95	208,982,288.78
	59	190,614,567.04	(37,770,441.14)
	60	318,008,394.69	(98,100,996.69)
U		*117,537,989.95*	*(30,739,823.66)*
	61	94,132,611.23	-
		1,095,706,469.07	372,039,667.09
	62	173,610,687.85	113,187,648.85
		792,084.96	*1,359,200.09*
	63	183,083,975.00	5,613,226.38
		1,435,808.25	*3,539,570.14*
		1,086,233,181.92	479,614,089.56
	65	315,111,195.40	120,263,314.74
		771,121,986.52	359,350,774.82
n U			
U U ( )		-	*(25,345,365.90)*
		371,752,987.61	141,178,043.79
		399,368,998.91	218,172,731.03

u

. ( )

U ⌐ ( )

2017 1-6

		2017 1-6	2016 1-6 ( )
U u		108,638,135.08	154,256,306.45
U u	49	62,700,712.22	65,399,385.46
U		(1,519,741.77)	-
سر ا U		(990,197.77)	-
U u سر ا U		26,990,837.73	-
		(1,947,063.32)	(18,768,280.24)
		40,272,971.81	79,226,822.37
		(106,094.46)	4,940,843.33
U u	49	*45,937,422.86*	*88,856,920.99*
U		879,760,121.60	513,607,081.27
U		434,453,699.83	206,577,429.25
U		445,306,421.77	307,029,652.02
	66		
		0.18	0.07
		0.18	0.07

. ( )

U Ő

2017 6 30 6

			U			⌐			U
	2,083,012,671.00	4,479,654,691.37	(511,108,607.52)	63,484,904.40	671,645,126.44	4,385,263,976.76	11,171,952,762.45	8,886,610,119.25	20,058,562,881.70
n ┼ U	-	-	-	-	-	-	-	-	-
Ő	-	-	-	-	-	-	-	-	-
√	2,083,012,671.00	4,479,654,691.37	(511,108,607.52)	63,484,904.40	671,645,126.44	4,385,263,976.76	11,171,952,762.45	8,886,610,119.25	20,058,562,881.70
Ő									
( ) ⌐	-	-	-	-	-	371,752,987.61	371,752,987.61	399,368,998.91	771,121,986.52
( ) U									
( )	-	-	62,700,712.22	-	-	-	62,700,712.22	45,937,422.86	108,638,135.08
( ) م									
1.	-	-	-	-	-	-	-	1,007,285,942.46	1,007,285,942.46
(غ) ⌐									
1. Ő	-	-	-	-	-	-	-	-	-
2.	-	-	-	-	-	(187,471,140.39)	(187,471,140.39)	(343,046,377.18)	(530,517,517.57)
( )									
1. Ő	-	-	-	17,756,028.20	-	-	17,756,028.20	22,138,947.53	39,894,975.73
2.	-	-	-	(14,197,142.86)	-	-	(14,197,142.86)	(10,926,593.15)	(25,123,736.01)
( )									
1.									
Ő	-	144,546.91	-	-	-	-	144,546.91	-	144,546.91
غ	2,083,012,671.00	4,479,799,238.28	(448,407,895.30)	67,043,789.74	671,645,126.44	4,569,545,823.98	11,422,638,754.14	10,007,368,460.68	21,430,007,214.82

U

. ﻫﺎﻟ ( )

U Ǒ ( )

2016 6 30 6
( )

									U
			U			⌐			
	2,083,012,671.00	4,460,099,938.82	(539,118,358.53)	65,487,012.34	668,902,870.10	4,567,348,779.55	11,305,732,913.28	8,320,504,588.21	19,626,237,501.49
ˇ n ┼ U	-	-		-					
ˇ Ǒ	-	-	-	-	-	-	-	-	-
√	2,083,012,671.00	4,460,099,938.82	(539,118,358.53)	65,487,012.34	668,902,870.10	4,567,348,779.55	11,305,732,913.28	8,320,504,588.21	19,626,237,501.49
Ǒ ( ) ⌐	-	-	-	-	-	141,178,043.79	141,178,043.79	218,172,731.03	359,350,774.82
( ) U									
( )	-	-	65,399,385.46	-	-	-	65,399,385.46	88,856,920.99	154,256,306.45
( ) ﻫ									
1.	-	-	-	-	-	-	-	-	-
(ﻫ) ⌐									
1. Ǒ	-	-	-	-	-	-	-	-	-
2.	-	-	-	-	-	(229,131,393.81)	(229,131,393.81)	(168,738,056.42)	(397,869,450.23)
( )									
1. Ǒ	-	-	-	29,741,346.16	-	-	29,741,346.16	5,991,617.07	35,732,963.23
2.	-	-	-	(21,215,570.15)	-	-	(21,215,570.15)	(86,028.15)	(21,301,598.30)
( )									
1. n ┼ U [1]	-	(13,026,993.14)	-	-	-	-	(13,026,993.14)	-	(13,026,993.14)
ﻫ	2,083,012,671.00	4,447,072,945.68	(473,718,973.07)	74,012,788.35	668,902,870.10	4,479,395,429.53	11,278,677,731.59	8,464,701,772.73	19,743,379,504.32

1 ﻫ . . ﺍﺟ ˇ n ┼ U

U ﺍ ﺍ

. ( )

U ( )

2017 1-6

		2017 1-6	2016 1-6
			( )
		10,000,000.00	-
		10,000,000.00	-
		14,085,801,821.87	16,540,470,129.16
	67	13,470,650.04	-
		14,109,272,471.91	16,540,470,129.16
		13,342,072,456.71	13,033,578,948.10
		791,733,700.46	650,330,874.91
		343,046,377.18	-
	67	1,952,615.06	-
		14,135,758,772.23	13,683,909,823.01
		(26,486,300.32)	2,856,560,306.15
		68,531,731.70	200,455,148.73
		1,501,672,758.20	2,460,465,213.54
		7,221,536,692.19	4,658,200,300.52
	68	8,723,209,450.39	7,118,665,514.06

( ) ئهـ .

2017 6 30

	غم ٦	2017 6 30	2016 12 31
٣			
		2,384,352,045.11	2,980,499,788.76
		563,875.00	2,607,132.68
		31,450,499.35	146,555,852.64
	1	857,899,245.64	655,350,684.44
		261,164,916.41	249,919,914.62
٢		-	955,848.99
٢		779,075,625.80	775,989,547.51
	2	258,125,515.16	237,659,730.00
		877,819,829.59	741,314,156.69
٣	3	1,097,111,717.98	1,049,480,457.84
٣ U		6,547,563,270.04	6,840,333,114.17
٣			
٢ ق		49,500,000.00	49,500,000.00
	4	8,161,921,080.28	8,149,870,033.23
يم		45,658,549.21	47,156,067.75
سر		-	644,525.08
		12,629,296.53	11,438,740.56
		294,438,406.41	303,420,631.30
٣ U		8,564,147,332.43	8,562,029,997.92
		15,111,710,602.47	15,402,363,112.09

u ٤ ٤

( ) .

( )

2017 6 30

		2017 6 30	2016 12 31
		453,905,053.03	231,638,886.27
		9,001,108.03	38,905,424.42
		190,871,024.59	563,428,232.30
		688,961,795.98	426,357,346.21
		253,604,568.59	209,517,751.72
		3,081,295.71	2,837,537.89
		1,262,924.19	15,667,771.16
		29,825,819.68	102,969,482.50
		252,959,874.46	329,050,032.39
		920,000,000.00	747,180,000.00
		2,803,473,464.26	2,667,552,464.86
		602,180,000.00	845,000,000.00
		3,687,169,683.06	3,689,938,747.55
		7,870,800.00	7,670,800.00
		4,297,220,483.06	4,542,609,547.55
		7,100,693,947.32	7,210,162,012.41
		2,083,012,671.00	2,083,012,671.00
		4,560,112,129.66	4,559,967,582.75
		26,000,639.96	-
		19,646,163.69	19,908,903.67
		671,645,126.44	671,645,126.44
		650,599,924.40	857,666,815.82
		8,011,016,655.15	8,192,201,099.68
		15,111,710,602.47	15,402,363,112.09

. ( )

2017 1-6

		2017 1-6	2016 1-6
	5	4,316,494,566.58	4,931,649,818.38
	5	4,081,703,479.23	4,638,942,777.02
		7,485,777.33	1,647,844.82
		133,921,702.78	132,011,049.40
		133,702,502.10	100,821,424.62
		95,780,997.17	97,649,234.07
		48,318,958.26	174,935,898.10
( )		27,861,058.71	(42,645,836.93)
	6	144,688,360.24	303,852,770.24
		63,982,748.03	*43,379,063.46*
		-	-
		(11,869,431.34)	46,848,523.66
		1,320,931.00	1,808,816.22
		189,715.58	*0.01*
		65,025.80	12,039.09
		40,786.80	*5,054.09*
		(10,613,526.14)	48,645,300.79
		8,982,224.89	(88,304,031.35)
		(19,595,751.03)	136,949,332.14
		26,000,639.96	4,940,843.33
		(990,197.77)	-
		26,990,837.73	4,940,843.33
		6,404,888.93	141,890,175.47

. ( )

Ő

2017 6 30 6

			U			⌐	U
√	2,083,012,671.00	4,559,967,582.75	-	19,908,903.67	671,645,126.44	857,666,815.82	8,192,201,099.68
Ő							
( ) U	-	-	26,000,639.96	-	-	(19,595,751.03)	6,404,888.93
( ) ⌐							
1. Ő	-	-	-	-	-	-	-
2.	-	-	-	-	-	(187,471,140.39)	(187,471,140.39)
( )							
1. 1 2	-	144,546.91	-	262,739.98	-	-	(118,193.07)
	2,083,012,671.00	4,560,112,129.66	26,000,639.96	19,646,163.69	671,645,126.44	650,599,924.40	8,011,016,655.15

1 144,546.91
2 262,739.98

U

. ( )

( )

2016 6 30 6

√	2,083,012,671.00	4,619,901,882.75	-	19,443,235.85	668,902,870.10	1,062,117,902.54	8,453,378,562.24
( )	-	-	4,940,843.33	-	-		

. ( )

2017 1-6

		2017 1-6	2016 1-6
		4,887,657,125.85	5,939,243,071.42
		12,127,372.59	31,101,093.96
		47,248,088.01	34,627,384.05
		4,947,032,586.45	6,004,971,549.43
		4,991,919,875.40	6,396,177,523.85
		107,946,058.30	109,534,726.89
		62,773,824.51	13,491,164.42
		136,789,440.47	139,734,146.32
		5,299,429,198.68	6,658,937,561.48
	7	(352,396,612.23)	(653,966,012.05)
		7,069,594,146.24	9,459,556,703.38
		175,235,839.31	66,068,415.57
		262,056.83	190,013,169.30
		7,245,092,042.38	9,715,638,288.25
		9,227,427.95	17,948,091.40
		7,180,318,330.68	5,965,508,791.15
		7,189,545,758.63	5,983,456,882.55
		55,546,283.75	3,732,181,405.70

. ( )

( )

2017 1-6

	2017 1-6	2016 1-6
	2,681,651,374.84	7,327,326,487.68
	2,681,651,374.84	7,327,326,487.68
	2,618,060,367.08	7,471,248,674.18
	364,216,358.44	410,142,688.34
	2,982,276,725.52	7,881,391,362.52
	(300,625,350.68)	(554,064,874.84)
	1,327,935.51	(1,817,370.03)
	(596,147,743.65)	2,522,333,148.78
	2,980,499,788.76	696,710,567.36
7	2,384,352,045.11	3,219,043,716.14

كجِ

“ ( ) ئھ . ئھ (٨ o) كجِ . ئھ (٨ o ئھ ٦ ( ) Ĩ ”) كجِ . ئھ (كجِ) ٦ ڍ ئھ U ئھ كجِ . كجِ ڤ كجِ Ĩ 1998 12 14 ئھ سِر ڈ Ů 25,265 ئھ ‖ u Ĩ (1999)155 ` 1999 12 21 ‖ Ϥ Ĩ 12,000 1999 12 28 Ů Ů u 37,265 2000 3 1 سر ‖



[illegible]

[illegible]

2017 6 30

[illegible]

2009 9 15 [illegible] 747,418,295 [illegible] 2009 9 16 [illegible] 24,199,146 ([illegible] 1.68%) 21,483,490 ([illegible] 1.49%) [illegible] 793,100,931 [illegible] 55.17%

2012 9 28 [illegible] 2012 [illegible] 10 [illegible] 40

2013 7 22 [illegible] [2013]956 [illegible]

2013 11 26 [illegible] 3,705,358,820.60 [illegible] (2013) 60662729_B01 [illegible] 1,152,988,931 [illegible] 55.35%

[illegible] 36 [illegible] 12 [illegible]

[illegible]

[illegible]

2017 6 30



[illegible]

[illegible]

2017 8 29

[illegible]

. ( )

( )

2017 6 30

1.

. ( )

( )

2017 6 30

( )

3. ( )

4. U



. ﻫﺋ ( ) ´

ـ ( )

2017 6 30

ﻳﻞ ( )

4. U ( )

n ≠ *U ( )*

U (ﺍﺎﺍ ‖) ╥

م U ﻳﻞ ˜

ﺪ ﺎﺎ u U

(ﺍﺎﺍ ‖) ╥

م U ﻳﻞ ˜

ﻳﻞ ˜ ﻳﻞ ﻳﻞ U

(ﺍﺎﺍ ‖) ﻳﻞ ╥

u U (ﺍﺎﺍ ‖

) ╥ م U ﻳﻞ

˜

5. U ـ

U ـ U ﻫ ┼ ˜ ´ ﻳﻞ ´ 2017 6

30 ـ ´ ´ ┼

┼U ـ ´ ˜ ´ سر ´ م ´

ﻻ ´ م

´ ┼U ـ سر ´

كج ˜

م U

´ ´ √ سر

. ( )

( )

2017 6 30

( )

5. ( )

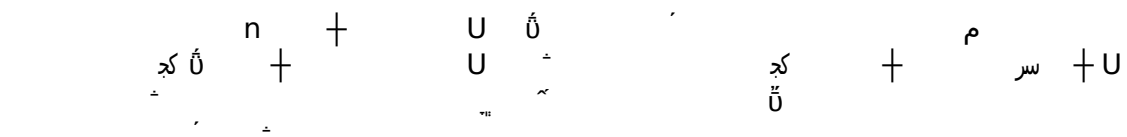

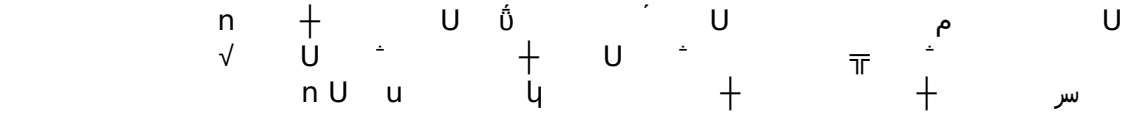

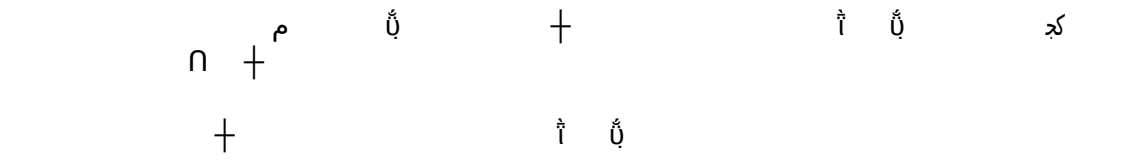

6.

7.

. ئهـ ( )

ـ ( )

2017 6 30

Ǖ ( )

8. ( )

م ( )

(

) ٧ م

(1) Ǘ ⌐

(2) Ǘ ⌐ سر “ ٧ ” Ǖ

Ǘ ـ (a)

م (b)

م +

n n و Ǘ

م ٨

٧ م ٧

U n سر Ǘ

كج ٧

م

كج √ Ǘ˜

L م ~ ڤ

√ سر

Ǘ˜ ⌋

√

. ﻫﻢ ( )

ﺧ ( )

2017 6 30

ﻮﻮ ( )

8. ( )

م ( )

u ﻮﻮ

ﻮﻮ

ﻮﻮ ~ م √

ﻮﻮ

ﻮﻮ سر ﻗ

U ~

U ⌐

ﺧ U n سر خي ~

u م شج

ﻮﻮ ⌐ ⌐

ﻮﻮ U ~ سر √ ﻮﻮ

(1) ~ n ⌐

سر

(2) U

ϥ u ϥ

(3) ~ U U U

ﻮﻮ U

(4) ~ U ﻮﻮ سر u ϥ

U

. ئهـ ( )

ـ ( )

2017 6 30

ǕǕ ( )

8. ( )

م ( )

ǕǕ ( )

سر خي ˜

ǕǕ

√ سر ǕǕ

u

ǕǕ

L

L L يم فخ يم ˜ كج م بم

⊢ L ⌐

u ǕǕ ⌐ شج

م

م سر خي فخ يم ˜ ɯ

ـ ( ) ئهـ .

ـ ( )

2017 6 30

Ǚ ( )

8. ( )

م ( )

خي سر ~

م

كج √ Ǚ˜

Ǚ˜

√

u Ǚ

Ǚ˜

Ǚ˜ ~ م √

Ǚ˜

فخ سر

U ~

⌐ U

ـ U n سر خي ~

u م شج

. ﻫﻢ ( )

ﺧ ( )

2017 6 30

ﻳﻮ ( )

8. ( )

م ( )

ﻳﻮ ( )

ﻳﻮ √ سر ˜ U ﻳﻮ

(1) ˜ n ⌐
سر

(2) U
ϙ u ɥ

(3) ˜ U U U
ﻳﻮ U

(4) ˜ U ﻳﻮ سر u ɥ
U

√ سر ﻳﻮ
u
ﻳﻮ

⌐ u

---

n م u سر
⌐ ⌐ ⊤ ˜
n ﻳﻮ م

. ﻫﻢ ( )

( )

2017 6 30

ﻮﻮ ( )

8. ( )

م ( )

Un

Un م Un Un سر √ Un سر √

u ﻮﻮ

م √ ﻭ u

u

‖

كج ﻮ ﻮ ‖ Un ~ U م ﻮ ﻮ

‖ ~ U ~ U سر √ م

ﻟ سر √

ﻮ ‖ ﻮ √ u

√ سر م

u

فخ u

ﻮ ﻮ ‖ ~ U م ﻭ

ﻮ ‖ ﻭ

√ ﻮ √ ﻮ

√ ﻮ م ﻮ

. ( )

( )

2017 6 30

( )

8. ( )



. ( )

( )

2017 6 30

( )

8. ( )

_____( )

( )



. ( )

( )

2017 6 30

( )

8. ( )

( )_____

( )

ٔ ( ) ئھ .

ٔ ( )

2017 6 30

ٖٓ ( )

9. ( )

(3) ٮ ٮ سح

سر o ╥ كج

ٮ ٮ كج ٮ سح ٮ

سح ٮ

10.

~ ٮ سر ٮ سر ڈ ڈ سر ٮ م ٮ ٔ

√ ٔ م ~

~ U قح U ⌐ م ٱ

~ ٮ م ٮ ٪... ~ ٔ شج

~ م ٮ

┼ ┼ ~ ٖٓ

~ ٖٓ ٖٓ

قح ٮ ~ ٖٓ ٮ سر

╥ فخ

~ ٖٓ سر ˜ ڤ ڤ ٱ

ڤ ٖٓ u ٮ ٖٓ ~ ٖٓ

ٖٓ

. ( )

( )

2017 6 30

( )

11.

n ( )

(1) ( ) سر

(2) ( ) كج

(3)

(4) سر

U u ä u ä

12.

. ( )

( )

2017 6 30

. ( )

( )

2017 6 30

(ئو .

( ) .

( )

2017 6 30

( )

14. ( )

	10-50	0%-5%	1.90-10.00%
	1-15	0%-5%	6.33-97.00%
	4-25	0%-5%	3.80-25.00%
	1-25	0%-5%	3.80-97.00%

15.

. ئهـ ( )

ـ ( )

2017 6 30

ŬĬ ( )

16.

قح كج ٱ ⌐ ŬĬ ~ ⌐

ٱ قح ŬĬ ـ

~ U . .

U . .

ـ L ~ ~ ق يم غي م

n .

(1) ٱ

(2) ٱ

(3) L ~ ~ ق ـ

U . L ~ ~ ق

. u ٱ

سر . ⌐ .

(1) ٱ ⌐ ᾱ ⌐

u

(2) ٱ شج ˊ

ٱ ˊ شج ⌐

U . سر ٱ L ~ ~ ق

3

. سر ٱ

( ) .

( )

2017 6 30

( )

17.

4%	-	25
4%	-	25

( ) .

( )

2017 6 30

( )

18.



. ( )

( )

2017 6 30

ً ( ) ئهـ .

ـ ( )

2017 6 30

ّ ( )

19. ( )

فخ u سر

20.

5-50	غي خي
5	
3-7	
3-11	
3	
3-7	

21.

. ﻫ ( )

ـ ( )

2017 6 30

ﻟﻞ ( )

21. ( )

u ⌐ ( )

كج ﺍﻟﺎ ﻓي م ﺍﻟﺎ
ﺍﻟﺎ سر

u ⌐ (ﻟﻞ)

كج ﻟﻞ ﻫ
ﻟﻞ ⌐ ⌐ ٧

. ( )

( )

2017 6 30

. ( )

( )

2017 6 30

( )

23. ( )

سر

∩ L

n

كج

كج

Un Un

سر سر

كج م

24.

سر L

L

O

≡

. ئھ ( )

ـ ( )

2017 6 30

Ǖ ( )

24. ـ ( )

ـ u

سر ٲ

ـ سر ر

شج o ـ

25.

~ م U ڈ

شج

کج م ╥

کج

Ǖ م ~

ـ

ـ شج

(1) سر ڈ √

√ U

ٲ ـر ⌐ ـر ~

(2) ´ U Ǖ

فخ ┼ ~سر ~

فخ

( ) .

( )

2017 6 30

( )

25. ( )

(1) U

(2) n

26.

. ﻫﺋ ( )

ﺛ ( )

2017 6 30

Ǚ ( )

26. ( )

سر

ﺍﺟ سر

سر

ﺍﺟ

سر

ﺍﺟ سر

27.

. ( ) ئهـ

( )

2017 6 30

( ) Ǚ

27. ( )

سر كج

م

Ǚ كج

Ǚ

سر

Ǚ قح

Ǚ n

سر ◖ ⌐ ⌐

u ⌵

Ǚ

قح

Ǚ ⌐

⌐ U

. ئهـ ( )

ـ ( )

2017 6 30

Ǖ ( )

27. ( )

( )

ـ ـ ـ ـ ـ

Ì سر U

سر ا U

√

L ـ Un ( )

L Un)

Ì ╥ U

28. ⌐

´ ⌐ u

29.

Ǘ ɣ n

ا ∩ يم ⌡

يم Ì غي L ~ يم n

. ( )

( )

2017 6 30

( )

30.



. ﻫﺋ ( )

( )

2017 6 30

ﻳﻮ ( )

31. ≡ م

+ ﺛ ≡ م ≡ م ﺭ

م ﻳﻮ ﻳﻮ

م ﻳﻮ ﻳﻮ

≡

سر كج ﺛ

ﺭ ≡

ﻳﻮ

ﻳﻮ

ﻳﻮ ∩ ∪ ≡ ∩

n سر ﺭ

ﻳﻮ ﺍﻳ ﻳﻮ

ﺍﻳ ﻻ م

كج ∪ n كج ∪ n كج

م قح

غي غي

كج ﻳﻮ غي

غي غي غي

. ﻫ ( )

( )

2017 6 30

( ) ﻮﻟ

31. ( ) م ≡

ﻮﻟ ﻮﻟ

م

ﻗ

كج ﻗ ﻗ ﻮﻟ

∪

∩ سر سر

(ﻟ) ﻟ

كج ﻟ ≡ ∩ سر ﻟ

ر سر

سر ﻟ

فخ فخ ﻟ

ﻟ ﻟ م u ﻟ

ﻟ ﻟ ﻟ ﻟ ﻟ

L خي ﻟ

. ( )

( )

2017 6 30

( )

31. ≡ م ( )

_____( )



ـَ

. ئهـ ( )

ـْ ( )

2017 6 30

ŬĬ ( )

31. ≡ م ( )

_____( )

≡ فخ ـَ

م ـِر ŬĬ سر ا

ŬĬ سح فخ

32. م ŬĬ

ŬĬ

كج 2017 16 ` ـــــ ـّ [2017]15 `

ـّ ـّ ـّ

ـّ n سر ـّ

“ ـّ ” ŬĬ “ ” ŬĬ ـّ

2017 “ ” ŬĬ “ ـّ ”

n 2017 1 1 سر ـّ 2016 U ŬĬ

ـَ ـِر ـّ

2017 8 29 ـّ

ŬĬ

غم

1. ŬĬ

ـَ 25% ئهـ ŬĬ

ـَ ŬĬ غي

ĬĬ غم 2

ئه ( ) .

( )

2017 6 30

غه ( )

1. ŰŐ ( )

– 6% 11% 13% ŰŐ 17%
u
5% م 3% ً

ئه سر ÎÌ ↓ U ئه م
م
([2013]37 `) كج نتج ً
)17% م ( ) 11%( ) ئه)6% ∫
)

– 3%-5% 2016 5 1

محمد – 1%-7%

2.

ئه ÎÌ [2011]58 `

. ( )

( )

2017 6 30

( )

2. ( )

2016 10 20
GR201632000081 2016 2017 15%

Jebel Ali Freezone Sinochem International FZE SC Petrochemical FZE Sinochem Isotank FZE Co.,Ltd.

Sinochem International (Overseas) Pte.,Ltd. Global Trader Programme 2004 10 1 10% 17% 2012 12 31 Sinochem International (Overseas) Pte.,Ltd. Global Trader Programme 2013 1 1 5%

GMG Investment (S'pore) Pte.,Ltd. 2013 5% 17% 2017

GMG Investment Congo SPRL 2012 2017

Sinochem Shipping Singapore Pte. Ltd. , 2013 11 25 2013 10 1 10

New Continent Enterprises Hevea Global Pte Ltd Global Trader Programme New Continent Enterprises 2014 7 1 Hevea Global Pte Ltd 2016 7 1 4 6 10% 17%

. ( )

( )

2017 6 30

U

1.

	2017 6 30	2016 12 31
	7,399,550.25	3,682,128.46
	8,715,809,900.14	7,217,854,563.73
	58,942,088.71	97,967,508.64
	8,782,151,539.10	7,319,504,200.83

2017 6 30 2,551,702,237.42 (2016 12 31 915,742,896.01)

7

3

2017 6 30

	2017 6 30	2016 12 31
	13,656,969.76	27,127,619.80
	41,260,047.82	63,857,189.68
	2,688,935.21	2,000,000.00
	-	3,000,000.00
	1,336,135.92	1,982,699.16
	58,942,088.71	97,967,508.64

. ( )

( )

2017 6 30

U ( )

2. /

	2017 6 30	2016 12 31
	-	7,211,520.00

	2017 6 30	2016 12 31
	-	7,211,520.00

3.

	2017 6 30	2016 12 31
	184,221,407.10	65,807,576.85
U	7,448,213.53	11,163,451.51
	191,669,620.63	76,971,028.36

U

u

U

4.

	2017 6 30	2016 12 31
	1,671,853,933.10	1,779,604,128.70

. ( )

( )

2017 6 30

U ( )

U ـ ( )

5. ( )

2016 12 31 لا لا سح

سح

			(%)	
،	271,675,874.92	27,167,587.49	10.00	فخ
،	137,326,532.97	-	-	-
،	132,914,040.71	-	-	-
،	105,298,784.68	-	-	-
،	105,280,147.25	-	-	-
	752,495,380.53	27,167,587.49		

سح

	2017 6 30			2016 12 31		
		(%)	سح		(%)	سح
لا						
	U u U					
1	1,086,113,369.72	0-10	108,611,336.97	276,424,576.40	0-10	27,642,457.64
1 2	44,144,037.93	0-20	5,585,268.01	25,536,155.83	0-20	1,348,389.15
2 3	16,764,074.82	20-60	3,545,350.31	18,988,270.14	20-60	3,797,654.03
3	21,708,806.42	60-100	18,471,669.09	33,336,081.04	60-100	30,698,017.04
	1,168,730,288.89		136,213,624.38	354,285,083.41		63,486,517.86

2017 1-6 سح 17,667,104.29 (2016 53,899,340.91) فخ سح فخ (2016 23,031.90)

2017 1-6 سح (2016 10,348,556.92)

. ( )

( )

2017 6 30

U ( )

6

	2017 6 30		2016 12 31	
		(%)		(%)
1	631,530,271.55	97.28	543,412,965.68	96.12
1 └2	12,016,213.42	1.85	15,158,382.51	2.68
2 └3	3,537,750.09	0.54	1,167,593.90	0.21
3	2,097,019.91	0.33	5,581,432.46	0.99
	649,181,254.97	100.00	565,320,374.55	100.00

2017 6 30 ╥ o

		(%)
´	32,925,895.01	5.07
´	31,946,098.51	4.92
´	29,458,908.24	4.54
´	25,120,596.40	3.87
´	16,718,845.59	2.58
	136,170,343.75	20.98

2016 12 31 ╥ o

		(%)
´	60,303,750.00	10.67
´	38,420,892.60	6.80
´	30,960,000.00	5.48
´	29,134,897.29	5.15
´	25,200,000.00	4.46
	184,019,539.89	32.56

. ( )

( )

2017 6 30

U ( )

7

	2017 6 30	2016 12 31
	1,716,447.28	43,056,725.98

8

	2017 6 30	2016 12 31
	73,219,889.14	-

9

			2017 6 30	2016 12 31
1			683,086,538.70	706,516,993.09
1	2		90,209,012.90	183,561,983.89
2	3		140,453,046.90	39,601,119.70
3			87,353,042.92	90,196,246.70
			1,001,101,641.42	1,019,876,343.38
			192,575,640.60	185,810,184.87
			808,526,000.82	834,066,158.51

. ( )

( )

2017 6 30

U ( )

9 ( )

2017	1-6	185,810,184.87	-	1,412,469.16	3,367,626.74	-	8,720,613.31	-	192,575,640.60
2016		193,047,685.49	-	57,993,551.01	645,547.92	67,417,027.05	2,831,523.34	-	185,810,184.87

	2017 6 30				2016 12 31			
		(%)		(%)		(%)		(%)
	91,952,179.80	9.18	18,255,637.41	19.85	335,075,786.38	32.85	-	-
U	123,294,328.17	12.32	73,141,722.76	59.32	66,066,810.45	6.48	34,304,149.87	51.92
	785,855,133.45	78.50	101,178,280.43	12.87	618,733,746.55	60.67	151,506,035.00	24.49
	1,001,101,641.42	100.00	192,575,640.60	19.24	1,019,876,343.38	100.00	185,810,184.87	18.22

2017 6 30

	31,882,420.96	-	-	-
	18,255,637.41	18,255,637.41	100.00	
	17,613,440.00	-	-	-
	13,273,677.00	-	-	-
	10,927,004.43	-	-	-
	91,952,179.80	18,255,637.41		

. ( )

( )

2017 6 30

U ( )

9 ( )

2016 12 31

	113,526,468.19	-	-	-
	86,125,865.15	-	-	-
	56,367,752.88	-	-	-
	41,304,602.96	-	-	-
	37,751,097.20	-	-	-
	335,075,786.38	-		

	2017 6 30			2016 12 31		
		(%)			(%)	
U u U						
1	22,104,744.00	0-10	2,210,474.40	32,982,000.75	0-10	3,298,200.08
1 2	36,782,918.86	0-20	7,044,883.43	-	0-20	-
2 3	-	20-60	-	1,810,013.90	20-60	782,219.68
3	64,406,665.31	60-100	63,886,364.93	31,274,795.80	60-100	30,223,730.11
	123,294,328.17		73,141,722.76	66,066,810.45		34,304,149.87

2017 1-6 1,412,469.16 (2016 57,993,551.01)

3,367,626.74 (2016 645,547.92)

2017 1-6 (2016 66,323,680.48)

. ( )

( )

2017 6 30

U ( )

9 ( )

	2017 6 30	2016 12 31
	48,165,390.37	343,890,287.36
	113,730,396.96	170,148,592.76
	31,540,808.82	153,050,697.69
	783,231.97	5,628,355.99
	614,306,172.70	161,348,224.71
	808,526,000.82	834,066,158.51

2017 6 30

		U (%)		
	31,882,420.96	3.18	1	-
	18,255,637.41	1.82	3	18,255,637.41
	17,613,440.00	1.76	1	-
	13,273,677.00	1.33	1	-
	10,927,004.43	1.09	1	-
	91,952,179.80	9.18		18,255,637.41

)

( )

7 6 30

11.13	1	-
8.44	1	-
5.53	1	-
4.05	1	-
3.70	1	-
32.85		-

(2016)

	2016 12 31		
1,161,998,917.54	1,324,527,612.15	16,249,981.34	1,308,277,630.81
395,647,768.25	417,000,003.67	6,145,628.25	410,854,375.42
3,522,669,304.17	3,025,326,567.77	111,519,705.50	2,913,806,862.27
15,702,340.28	36,035,823.17	5,489,371.78	30,546,451.39
3,775,527.16	14,895,535.93	-	14,895,535.93
85,175,622.11	116,816,216.90	-	116,816,216.90

364.49 Tm[368] TJET EMC

. ( )

( )

2017 6 30

U ( )

10. ( )

( )

2016

	9,049,458.61	11,592,208.52	-	4,363,256.43	(28,429.36)	16,249,981.34
	6,522,542.18	225,611.58	-	608,544.79	6,019.28	6,145,628.25
	70,769,667.29	306,840,138.02	-	266,415,470.03	325,370.22	111,519,705.50
٪	5,097,749.15	426,870.36	-	35,247.73	-	5,489,371.78
	6,825,342.72	16,150,757.81	-	4,927,103.58	259,451.48	18,308,448.43
	98,264,759.95	335,235,586.29	-	276,349,622.56	562,411.62	157,713,135.30

11.

	2017 6 30	2016 12 31
	1,197,600,000.00	1,712,520,000.00
	24,436,688.62	27,712,320.45
	310,525,508.41	186,832,894.83
	3,814,392.53	78,106,590.26
	1,536,376,589.56	2,005,171,805.54

12. L

	2017 6 30	2016 12 31
L	-	4,454,232.88

. ( )

( )

2017 6 30

U ( )

13.

	2017 6 30			2016 12 31		
	36,000,000.00	-	36,000,000.00	1,000,000,000.00	-	1,000,000,000.0
	313,706,803.95	19,865,845.47	293,840,958.48	323,690,034.93	19,865,845.47	303,824,189.46
	63,165,762.66	125,600.00	63,040,162.66	62,941,679.50	125,600.00	62,816,079.50
	412,872,566.61	19,991,445.47	392,881,121.14	1,386,631,714.43	19,991,445.47	1,366,640,268.96

	2017 6 30			2016 12 31		
	295,082,190.43	36,000,000.00	331,082,190.43	299,128,040.52	1,000,000,000.00	1,299,128,040.52
	293,840,958.48	36,000,000.00	329,840,958.48	303,824,189.46	1,000,000,000.00	1,303,824,189.46
U						
	18,624,613.52	-	18,624,613.52	24,561,994.41	-	24,561,994.41
	(19,865,845.47)	-	(19,865,845.47)	(19,865,845.47)	-	(19,865,845.47)

2017 1-6

	22,500,000.00	-	-	22,500,000.00	-	-	-	-	6.25%	-
	20,000,000.00	-	-	20,000,000.00	-	-	-	-	1.59%	-
	7,384,865.37	-	-	7,384,865.37	-	-	-	-	-	-
	5,000,000.00	-	-	5,000,000.00	-	-	-	-	6.25%	-
	3,033,073.30	-	-	3,033,073.30	-	-	-	-	9.18%	667,276.13
	1,928,640.00	-	-	1,928,640.00	-	-	-	-	0.48%	-
	1,500,000.00	-	-	1,500,000.00	-	-	-	-	15.00%	421,987.72
Y.T. Rubber	969,500.83	28,499.17	-	998,000.00	-	-	-	-	5.00%	-
	500,000.00	-	-	500,000.00	-	-	-	-	-	-
AJF Star	-	195,583.99	-	195,583.99	-	-	-	-	-	-
	125,600.00	-	-	125,600.00	125,600.00	-	-	125,600.00	-	-
	62,941,679.50	224,083.16	-	63,165,762.66	125,600.00	-	-	125,600.00		1,089,263.85

1

. ( )

( )

2017 6 30

U ( )

13. ( )

( )

2016

									(%)	
	22,500,000.00	-	-	22,500,000.00	-	-	-	-	6.25%	-
	20,000,000.00	-	-	20,000,000.00	-	-	-	-	1.59%	-
	8,160,000.00	-	8,160,000.00	-	-	-	-	-	-	-
	7,384,865.37	-	-	7,384,865.37	-	-	-	-	-	6,500.00
	5,000,000.00	-	-	5,000,000.00	-	-	-	-	6.25%	-
	3,033,073.30	-	-	3,033,073.30	-	-	-	-	9.18%	2,852,200.00
	1,928,640.00	-	-	1,928,640.00	-	-	-	-	0.48%	310,543.20
	1,500,000.00	-	-	1,500,000.00	-	-	-	-	15.00%	469,648.46
Y.T. Rubber	899,608.75	69,892.08	-	969,500.83	-	-	-	-	5.00%	-
	608,520.00	-	608,520.00	-	-	-	-	-	-	-
	500,000.00	-	-	500,000.00	-	-	-	-	-	-
	125,600.00	-	-	125,600.00	125,600.00	-	-	125,600.00	-	-
	71,640,307.42	69,892.08	8,768,520.00	62,941,679.50	125,600.00			125,600.00		3,638,891.66

Ü

	2017 1-6					2016				
					U					U
	19,991,445.47		-	19,991,445.47		125,600.00		-		125,600.00
	-		-	-		19,865,845.47		-		19,865,845.47
U										
	-		-	-		*19,865,845.47*		-		*19,865,845.47*
	-		-	-		-		-		-
U										
	-		-	-		-		-		-
	19,991,445.47		-	19,991,445.47		19,991,445.47		-		19,991,445.47

. ( )

( )

2017 6 30

U ( )

14.

2017 6 30			2016 12 31		
24,378,536.30	-	24,378,536.30	22,278,306.90	-	22,278,306.90

2017 6 30 XAF 0.0122 (2016 0.0111)

		2017 6 30	2016 12 31
1		-	-
1	2	-	-
2	3	-	-
3		24,378,536.30	22,278,306.90
		24,378,536.30	22,278,306.90
		-	-
		24,378,536.30	22,278,306.90

. ( )

( )

2017 6 30

U ( )

15.

2017 6 30

	√		Ů		U	Ů	Ц ⌐				
SIAT NV	1,297,937,111.80	-	-	49,869,853.45	6,942,421.66	-	-	-	1,354,749,386.91	-	
Ѡ	697,296,380.09	-	-	19,081,717.58	26,000,639.96	-	(4,594,258.73)	-	737,784,478.90	-	
( )	679,152,047.79	-	144,546.91	44,901,030.45	-	(262,739.98)	(73,219,889.14)	-	650,714,996.03	-	
NewPort Two LLC	276,579,005.03	-	-	(5,059,000.00)	-	-	-	-	271,520,005.03	-	
	110,313,822.06	-	-	1,746,101.29	-	-	-	-	112,059,923.35	-	
	97,820,657.92	-	-	249,100.00	-	-	-	-	98,069,757.92	-	
Ѵ	5,403,344.82	-	-	6,124,500.00	-	-	-	-	11,527,844.82	-	
ѳ	46,916,430.28	-	-	(278,838.12)	-	-	-	-	46,637,592.16	-	
	18,423,626.04	-	-	-	-	-	-	-	18,423,626.04	-	
Feltex Co Ltd	7,739,475.45	-	-	903,525.30	524,044.41	-	-	-	9,167,045.16	-	
PT Sarana Sumsel Ventura	15,663.81	-	-	-	-	-	-	-	15,663.81	-	
	3,237,597,565.09	-	144,546.91	117,537,989.95	33,467,106.03	(262,739.98)	(77,814,147.87)	-	3,310,670,320.13	-	

. ( )

( )

2017 6 30

U ( )

15. ( )

2016

	√				U	Ů	Ц ⌐			
SIAT NV	1,377,128,707.48	-	(18,664,952.17)	(46,305,291.88)	(14,221,351.63)	-	-	-	1,297,937,111.80	-
Ѡ	685,129,215.67	-	-	13,900,846.96	-	-	(1,733,682.54)	-	697,296,380.09	-
( )	687,693,018.88	-	-	73,271,264.12	-	465,667.82	(82,277,903.03)	-	679,152,047.79	-
NewPort Two LLC	286,847,037.06	-	-	(9,089,143.77)	(1,178,888.26)	-	-	-	276,579,005.03	-
	131,873,522.78	-	-	(21,559,700.72)	-	-	-	-	110,313,822.06	-
	97,614,229.94	-	-	206,427.98	-	-	-	-	97,820,657.92	-
Ѵ	35,012,389.39	-	(296,248.33)	(29,312,796.24)	-	-	-	-	5,403,344.82	-
ѳ	47,956,489.13	-	-	(1,040,058.85)	-	-	-	-	46,916,430.28	-
	18,416,560.64	-	-	7,065.40	-	-	-	-	18,423,626.04	-
Feltex Co Ltd	10,120,678.88	-	-	(2,562,957.74)	181,754.31	-	-	-	7,739,475.45	-
PT Sarana Sumsel Ventura	-	15,663.81	-	-	-	-	-	-	15,663.81	-
	3,377,791,849.85	15,663.81	(18,961,200.50)	(22,484,344.74)	(15,218,485.58)	465,667.82	(84,011,585.57)	-	3,237,597,565.09	-

. ( )

( )

2017 6 30

U ( )

16. غي ( )

2016

Ǖ

ا

√	134,715,912.68
n + U	159,629,690.44
Ǖ	(14,610,923.08)
Ǖ ر	8,365,447.82
	288,100,127.86
√	58,687,608.22
	1,914,001.80
	(13,571,924.59)
Ǖ ر	4,105,562.28
	51,135,247.71
	236,964,880.15
√	76,028,304.46

2017 6 30 ء غي

ء

قد ا

ا .

U ( )

17. يم

2017 6 30

	Ǔ	لج		Ǔ	U
ا					
√	3,195,672,578.74	4,100,095,270.22	4,288,493,315.00	2,765,296,478.24	14,349,557,642.20
	9,794,864.72	13,857,827.60	8,634,664.57	65,275,037.35	97,562,394.24
سر	360,100,775.99	96,405,572.65	499,176.34	689,208,063.81	1,146,213,588.79
Ǔ˜ ر	7,376,866.44	(7,012,509.85)	(54,956,142.93)	(41,815,560.19)	(96,407,346.53)
	(54,294,778.03)	(57,745,390.19)	(9,380,649.70)	(270,800,130.12)	(392,220,948.04)
	-	(5,272,558.40)	-	-	(5,272,558.40)
	3,518,650,307.86	4,140,328,212.03	4,233,290,363.28	3,207,163,889.09	15,099,432,772.26
√	540,077,403.42	1,188,819,556.97	1,538,122,459.04	743,618,704.88	4,010,638,124.31
	85,506,765.74	181,290,817.89	92,682,512.64	184,989,107.72	544,469,203.99
Ǔ˜ ر	1,876,924.55	2,114,180.31	(18,672,859.36)	(9,357,521.07)	(24,039,275.57)
	(32,704,278.73)	(44,245,948.81)	(9,084,983.37)	(212,562,911.69)	(298,598,122.60)
	-	(4,680,487.00)	-	-	(4,680,487.00)
	594,756,814.98	1,323,298,119.36	1,603,047,128.95	706,687,379.84	4,227,789,443.13
√	2,655,595,175.32	2,911,275,713.25	2,750,370,855.96	2,021,677,773.36	10,338,919,517.89
	2,923,893,492.88	2,817,030,092.67	2,630,243,234.33	2,500,476,509.25	10,871,643,329.13
√	-	118,910.72	-	-	118,910.72
	-	-	-	-	-
Ǔ˜ ر	-	-	-	-	-
	-	-	-	-	-
	-	118,910.72	-	-	118,910.72
√	2,655,595,175.32	2,911,156,802.53	2,750,370,855.96	2,021,677,773.36	10,338,800,607.17

. ( )

( )

2017 6 30

U ( )

17. ( )

2016

					U
	2,195,757,421.95	3,819,642,758.76	4,220,828,323.43	2,390,977,730.50	12,627,206,234.64
		9,536,725.75	-	2,346,187.59	11,882,913.34
	2,195,757,421.95	3,829,179,484.51	4,220,828,323.43	2,393,323,918.09	12,639,089,147.98
	67,523,318.45	53,623,433.96	7,928,614.90	304,212,697.72	433,288,065.03
	711,078,277.48	251,553,042.26	319,054.65	70,769,646.46	1,033,720,020.85
	246,879,796.46	182,373,333.87	12,502,017.70	6,707,779.77	448,462,927.80
	14,913,806.93	34,639,697.36	157,927,145.51	111,178,664.22	318,659,314.02
	(12,058,948.20)	(132,352,783.56)	(111,011,841.19)	(119,211,069.30)	(374,634,642.25)
	(28,421,094.33)	(118,920,938.18)	-	(1,685,158.72)	(149,027,191.23)
	3,195,672,578.74	4,100,095,270.22	4,288,493,315.00	2,765,296,478.24	14,349,557,642.20
	428,021,450.71	962,711,940.33	1,350,246,533.66	468,251,502.11	3,209,231,426.81
	-	710,126.07	-	165,459.71	875,585.78
	428,021,450.71	963,422,066.40	1,350,246,533.66	468,416,961.82	3,210,107,012.59
	135,327,887.36	337,969,818.30	183,297,690.50	344,066,325.15	1,000,661,721.31
	(10,463,104.87)	(1,985,998.20)	68,265,121.08	19,663,768.11	75,479,786.12
	(6,585,533.51)	(84,245,176.17)	(63,686,886.20)	(88,092,747.70)	(242,610,343.58)
[1]	(6,223,296.27)	(26,341,153.36)	-	(435,602.50)	(33,000,052.13)
	540,077,403.42	1,188,819,556.97	1,538,122,459.04	743,618,704.88	4,010,638,124.31
	1,767,735,971.24	2,865,757,418.11	2,870,581,789.77	1,924,906,956.27	9,428,982,135.39
	2,655,595,175.32	2,911,275,713.25	2,750,370,855.96	2,021,677,773.36	10,338,919,517.89
	-	118,910.72	19,162,740.85	-	19,281,651.57
	-	-	-	-	-
	-	-	175,111.40	-	175,111.40
	-	-	(19,337,852.25)	-	(19,337,852.25)
	-	118,910.72	-	-	118,910.72
	1,767,735,971.24	2,865,638,507.39	2,851,419,048.92	1,924,906,956.27	9,409,700,483.82
	2,655,595,175.32	2,911,156,802.53	2,750,370,855.96	2,021,677,773.36	10,338,800,607.17

U ( )

17. يم ( )

1 2016 كج كج . سر يم . شج

يم ا 149,027,191.23

33,000,052.13

يم

2017 6 30

ا

1,287,531.69	821,148.40	-	466,383.29

2016 12 31

ا

314,830.47	311,765.18	-	3,065.29
6,141,992.14	5,189,329.79	-	952,662.35

يم

2017 6 30	2016 12 31
1,809,562,377.56	1,842,582,977.69

U ( )

17. يم ( )

2017 6 30 يم

قد ا

634,783,807.34 خي ئهـ

Ü

2,823,462.61 سر

18. سر

	2017 6 30			2016 12 31		
	161,556,114.82	-	161,556,114.82	460,386,574.77	-	460,386,574.77
كج لا						
B03C-02 تج غي						
ڈ	54,577,896.00	-	54,577,896.00	180,000.00	-	180,000.00
	462,363,155.07	-	462,363,155.07	449,621,561.34	-	449,621,561.34
	102,238,080.38	-	102,238,080.38	102,238,080.38	-	102,238,080.38
	117,929,063.90	-	117,929,063.90	110,045,409.43	-	110,045,409.43
	-	-	-	41,928,790.04	-	41,928,790.04
	163,267,045.16	-	163,267,045.16	700,799,659.63	-	700,799,659.63
	80,686,175.30	-	80,686,175.30	123,880,543.00	-	123,880,543.00
	60,277,749.87	-	60,277,749.87	26,727,625.23	-	26,727,625.23
U	-	-	-	16,472,281.51	-	16,472,281.51
Î	14,655,559.34	-	14,655,559.34	14,234,346.90	-	14,234,346.90
فخ U						
⌐	-	-	-	11,511,882.28	-	11,511,882.28
	-	-	-	5,555,786.30	-	5,555,786.30
	20,121,560.32	-	20,121,560.32	4,544,233.49	-	4,544,233.49
ا	45,720,281.09	-	45,720,281.09	48,233,919.10	-	48,233,919.10
U						
Ü U ⌐	39,279,245.50	-	39,279,245.50	-	-	

U ٹ ( )

18. سر ( )

سر 2017 1-6 Ǔ ٣

		√	٢					
				يھ				٨ (%)
-	1,980,000,000.00	700,799,659.63	435,060,219.86	972,592,834.33	-	163,267,045.16		57.37%
	2,900,000,000.00	460,386,574.77	3,878,236.67	-	302,708,696.62	161,556,114.82		66.59%
	581,000,000.00	449,621,561.34	16,346,073.18	-	3,604,479.45	462,363,155.07	Ǔ	80.20%
-	179,800,000.00	123,880,543.00	32,713,070.97	75,907,438.67	-	80,686,175.30		87.09%
	180,035,570.53	110,045,409.43	7,883,654.47	-	-	117,929,063.90		71.38%
	550,000,000.00	102,238,080.38	-	-	-	102,238,080.38		92.51%
	143,000,000.00	41,928,790.04	-	-	41,928,790.04	-		29.32%
	201,000,000.00	26,727,625.23	33,550,124.64	-	-	60,277,749.87		29.99%
U								
	18,516,000.00	16,472,281.51	-	-	16,472,281.51	-		88.96%
	35,000,000.00	14,234,346.90	421,212.44	-	-	14,655,559.34		41.87%
. لا كد								
B03C-02 نج غي								
ٹ ء	131,878,698.47	180,000.00	54,397,896.00	-	-	54,577,896.00		41.25%
٨	359,563,869.60	48,233,919.10	61,350,990.15	63,864,628.16	-	45,720,281.09		26.18%
U								
Ǔ U ←	40,616,000.00	-	39,279,245.50	-	-	39,279,245.50		96.71%

سر 2016 Ǔ ٣

		√	٢					
				يھ				٨ (%)
-	2,788,000,000.00	345,739.15	700,453,920.48	-	-	700,799,659.63		25.14%
	2,900,000,000.00	1,286,597,480.76	640,617,349.38	-	1,466,828,255.37	460,386,574.77		69.93%
	581,000,000.00	246,666,086.63	202,955,474.71	-	-	449,621,561.34	Ǔ	77.39%
-	179,800,000.00	2,774,064.72	121,106,478.28	-	-	123,880,543.00		68.90%
	180,035,570.53	129,943,503.13	100,726,989.46	120,625,083.16	-	110,045,409.43		61.12%
	550,000,000.00	165,933,603.19	5,214,998.91	68,910,521.72	-	102,238,080.38		92.51%
	143,000,000.00	41,928,790.04	-	-	-	41,928,790.04		29.32%
	201,000,000.00	-	26,727,625.23	-	-	26,727,625.23		13.30%
U								
	18,516,000.00	-	16,472,281.51	-	-	16,472,281.51		88.96%
	35,000,000.00	-	14,234,346.90	-	-	14,234,346.90		40.67%
. لا كد								
B03C-02 نج غي								
ٹ ء	687,917,252.37	564,081,742.86	103,643,527.02	667,545,269.88	-	180,000.00		97.06%
٨	335,820,452.63	60,817,808.19	25,456,425.29	12,230,220.02	25,810,094.36	48,233,919.10		25.69%

. ( )

( )

2017 6 30

U ( )

19.

2017 6 30	2016 12 31
50,680,243.65	48,563,414.67

20.

2017 6 30			2016 12 31		
1,171,036,703.20	(226,522.80)	1,170,810,180.40	1,038,518,392.49	(263,895.69)	1,038,254,496.80
31,893,833.05	(26,498,375.28)	5,395,457.77	26,362,670.94	(25,379,880.45)	982,790.49
1,202,930,536.25	(26,724,898.08)	1,176,205,638.17	1,064,881,063.43	(25,643,776.14)	1,039,237,287.29

Ü

√

2017 1-6 25,643,776.14 - - - 1,081,121.94 26,724,898.08

√

2016 19,820,914.07 5,555,833.35 - - 267,028.72 25,643,776.14

GMG Global Ltd. م غي ٧

20,763 سر u 11-20 2017 6 30

856,399,329.21 (2016 757,058,550.65)

قد 4.0%

. ( )

( )

2017 6 30

U ( )

21.

2017 6 30

√		2,605,547,164.46	1,201,372,322.46	191,559,900.52	79,775,500.00	24,973,200.00	129,969,093.26	4,233,197,180.70
		21,277,635.72	-	-	-	-	6,102,449.71	27,380,085.43
		-	-	-	-	-	(249,833.40)	(249,833.40)
		12,661,886.85	-	(32,783.62)	(1,869,900.00)	(699,180.00)	1,925,521.46	11,985,544.69
		2,639,486,687.03	1,201,372,322.46	191,527,116.90	77,905,600.00	24,274,020.00	137,747,231.03	4,272,312,977.42
√		180,156,190.80	263,949,788.24	74,405,146.22	-	416,220.00	80,734,444.64	599,661,789.90
		22,008,586.85	37,120,814.18	7,446,347.59	-	729,758.25	6,429,777.44	73,735,284.31
		-	-	-	-	-	(249,833.40)	(249,833.40)
		131,347.93	-	345,439.83	-	(21,428.75)	4,233,656.40	4,689,015.41
		202,296,125.58	301,070,602.42	82,196,933.64	-	1,124,549.50	91,148,045.08	677,836,256.22
√		-	-	-	-	-	540,952.78	540,952.78
		-	-	-	-	-	-	-
		-	-	-	-	-	-	-
		-	-	-	-	-	-	-
		-	-	-	-	-	540,952.78	540,952.78
		2,437,190,561.45	900,301,720.04	109,330,183.26	77,905,600.00	23,149,470.50	46,058,233.17	3,593,935,768.42
√		2,425,390,973.66	937,422,534.22	117,154,754.30	79,775,500.00	24,556,980.00	48,693,695.84	3,632,994,438.02

. ( ) ئھ

( )

2017 6 30

U ( )

21. ( )

2016

U	Ũ		⌐	Ũ ڍ ي	غي ص		
3,468,135,840.15	113,366,923.29	-	-	187,482,088.97	1,106,972,891.83	2,060,313,936.06	√
95,719,259.70	1,319,829.07	-	-	-	94,399,430.63	-	U ˘
3,563,855,099.85	114,686,752.36	-	-	187,482,088.97	1,201,372,322.46	2,060,313,936.06	u √
21,704,093.23	9,810,277.52	-	-	1,055,109.41	-	10,838,706.30	
620,616,403.20	6,813,086.20	24,086,880.00	76,944,200.00	-	-	512,772,237.00	U
(2,112,491.51)	(2,112,491.51)	-	-	-	-	-	
29,134,075.93	771,468.69	886,320.00	2,831,300.00	3,022,702.14	-	21,622,285.10	Ô¯ ر
4,233,197,180.70	129,969,093.26	24,973,200.00	79,775,500.00	191,559,900.52	1,201,372,322.46	2,605,547,164.46	
462,629,174.63	68,420,612.66	-	-	60,101,561.19	189,387,242.02	144,719,758.76	√
774,663.12	36,661.90	-	-	-	738,001.22	-	U ˘
463,403,837.75	68,457,274.56	-	-	60,101,561.19	190,125,243.24	144,719,758.76	u √
136,474,298.29	12,657,087.65	416,220.00	-	14,679,731.33	73,824,545.00	34,896,714.31	
-	-	-	-	-	-	-	
(216,346.14)	(379,917.57)	-	-	(376,146.30)	-	539,717.73	Ô¯ ر
599,661,789.90	80,734,444.64	416,220.00	-	74,405,146.22	263,949,788.24	180,156,190.80	
-	-	-	-	-	-	-	√
-	-	-	-	-	-	-	U ˘
-	-	-	-	-	-	-	u √
581,943.46	581,943.46	-	-	-	-	-	
-	-	-	-	-	-	-	
(40,990.68)	(40,990.68)	-	-	-	-	-	Ô¯ ر
540,952.78	540,952.78	-	-	-	-	-	
3,632,994,438.02	48,693,695.84	24,556,980.00	79,775,500.00	117,154,754.30	937,422,534.22	2,425,390,973.66	
3,100,451,262.10	46,229,477.80	-	-	127,380,527.78	1,011,247,079.22	1,915,594,177.30	√

50 Ũ غي ص كج 1

o ╨ سر

سر غي ص كج م

غي ص كج غي ص

ر

. ( )

( )

2017 6 30

U ( )

21. ( )

2 4,687,505.77

U n

3 Halcyon Agri Corporation Limited

22.

2017 1-6

		√			
	1,382,265.00	-	-	-	1,382,265.00

2016

		√			
	1,382,265.00	-	-	-	1,382,265.00

. ( )

( )

2017 6 30

U ( )

23.

2017 1-6

GMG Global Ltd.	631,164,254.16	-	(18,318,339.62)	612,845,914.54
Euroma RubberIndustries Sendirian Berhad	3,149,914.54	-	(73,832.52)	3,076,082.02
ITCA	7,425,700.00	-	332,518.96	7,758,218.96
Inobonto Group	12,354,350.96	-	(2,499,183.59)	9,855,167.37
Dorval Ship Management K.K.	65,024.14	-	981.90	66,006.04
	658,581.05	-	-	658,581.05
	1,324,963,618.17	-	-	1,324,963,618.17
Teck Bee Hang Co., Ltd.	37,230,698.86	-	881,972.09	38,112,670.95
	624,477,727.67	-	-	624,477,727.67
Halycon	1,817,620,705.89	-	(46,802,586.64)	1,770,818,119.25
	4,459,110,575.44	-	(66,478,469.42)	4,392,632,106.02

2016

GMG Global Ltd.	588,337,666.94	-	42,826,587.22	631,164,254.16
Euroma Rubber Industries Sendirian Berhad	3,149,914.54	-	-	3,149,914.54
ITCA	7,211,160.06	-	214,539.94	7,425,700.00
Inobonto Group	11,925,845.54	-	428,505.42	12,354,350.96
Dorval Ship Management K.K.	58,805.39	-	6,218.75	65,024.14
	658,581.05	-	-	658,581.05
	1,324,963,618.17	-	-	1,324,963,618.17
Teck Bee Hang Co., Ltd.	34,546,707.61	-	2,683,991.25	37,230,698.86
	624,477,727.67	-	-	624,477,727.67
Halycon	-	1,770,870,750.52	46,749,955.37	1,817,620,705.89
	2,595,330,026.97	1,770,870,750.52	92,909,797.95	4,459,110,575.44

. ( )

( )

2017 6 30

U ( )

23. ( )

2017 1-6

Inobonto Group	12,354,350.96	-	-	(2,499,183.59)	9,855,167.37
Teck Bee Hang Co., Ltd	-	38,112,670.95	-	-	38,112,670.95
	12,354,350.96	38,112,670.95	-	(2,499,183.59)	47,967,838.32

2016

Inobonto Group	-	12,354,350.96	-	12,354,350.96

24.

2017 1-6

غيختي	439,881.89	467,581.04	(191,400.90)	(7,976.66)	708,085.37
	316,249.23	-	(201,970.29)	(4,872.17)	109,406.77
	16,725,320.56	-	(515,770.30)	57,619.72	16,267,169.98
	132,188,729.76	-	-	(3,255,157.29)	128,933,572.47
	10,049,611.11	9,820,523.92	(5,313,234.75)	-	14,556,900.28
	404,518.94	-	-	-	404,518.94
	160,124,311.49	10,288,104.96	(6,222,376.24)	(3,210,386.40)	160,979,653.81

U ـ ( )

24. ( )

2016

	√	ˇ		ـر ˜Ů	
غي خي	492,344.04	-	(52,462.15)	-	439,881.89
	678,361.72	-	(391,705.75)	29,593.26	316,249.23
	17,348,789.47	-	(623,468.91)	-	16,725,320.56
	49,254,644.73	69,569,852.34	(2,845,893.93)	16,210,126.62	132,188,729.76
	5,749,429.22	14,827,738.65	(10,527,556.76)	-	10,049,611.11
	67,734.20	1,158,626.70	(849,168.55)	27,326.59	404,518.94
	73,591,303.38	85,556,217.69	(15,290,256.05)	16,267,046.47	160,124,311.49

25. /

م

	2017 6 30		2016 12 31	
	˜		˜	
	285,238,915.73	60,867,895.30	321,560,879.70	69,984,657.14
˜	1,424,703,624.84	334,214,356.08	1,503,853,152.58	351,066,474.14
	210,932,783.96	36,578,661.92	42,553,534.89	10,346,534.89
	217,150,007.03	55,839,229.14	195,584,021.50	50,519,422.11
	4,304,814.64	1,076,203.66	4,583,245.84	1,145,811.46
	32,377,416.70	4,933,279.17	35,163,129.36	6,530,626.05
يم	36,728,931.32	8,749,819.57	69,231,504.49	16,060,952.87
	40,343,261.94	8,525,812.71	57,732,026.72	11,960,814.96
	155,340,525.33	23,301,078.80	196,287,588.31	29,443,138.25
	34,983,436.81	8,745,859.20	155,809,654.46	29,286,316.20
	37,192,078.34	5,385,530.27	51,964,420.14	9,034,373.28
	2,479,295,796.64	548,217,725.82	2,634,323,157.99	585,379,121.35

. ( )

( )

2017 6 30

U ( )

25. / ( )

م ( )

	2017 6 30		2016 12 31	
	38,000,446.76	8,972,419.43	2,607,132.68	651,783.17
U				
	31,476,047.08	7,869,011.77	129,694,041.49	23,275,438.93
	299,088,490.00	68,496,153.14	1,735,669,955.14	229,928,607.33
	3,021,661,151.70	687,013,567.40	2,296,764,651.26	519,554,127.15
	7,544,209.35	1,282,515.59	7,725,286.41	1,313,298.69
	47,666,110.47	8,103,238.78	47,666,110.47	8,103,238.78
	36,533,195.85	6,472,629.94	78,652,100.74	13,512,264.70
	3,481,969,651.21	788,209,536.05	4,298,779,278.19	796,338,758.75

2017 6 30		2016 12 31	
	u		u
680,179.72	547,537,546.10	16,324,373.54	569,054,747.81
680,179.72	787,529,356.33	16,324,373.54	780,014,385.21

	2017 6 30	2016 12 31
	135,412,480.95	135,412,480.95
	477,899,193.83	454,845,209.13
	-	15,416,601.41
	613,311,674.78	605,674,291.49

. ( )

( )

2017 6 30

U ( )

25. / ( )

	2017 6 30	2016 12 31
2017	20,031,471.05	20,031,471.05
2018	21,256,982.88	21,256,982.88
2019	29,539,582.41	29,539,582.41
2020	51,151,987.98	51,151,987.98
2021	13,432,456.63	13,432,456.63
	135,412,480.95	135,412,480.95

26.

2017 6 30	2016 12 31
651,046,471.23	662,255,750.73
30,516,213.65	5,131,984.30
1,137,322.06	1,137,322.06
682,700,006.94	668,525,057.09

. ئهٔ ( )

ـٔ ( )

2017 6 30

U ـٔ ( )

27.

2017 1-6

	√				ـِر ٓÜ		
			فخ	/			
سح	361,421,560.23	19,079,573.45	3,367,626.74	-	10,193,464.73	-	387,326,971.67
	157,713,135.30	325,883,927.29	-	152,904,498.68	(3,836,508.75)	-	326,856,055.16
˜ ڤ	19,991,445.47	-	-	-	-	-	19,991,445.47
L	185,000.00	-	-	-	-	-	185,000.00
يم	118,910.72	-	-	-	-	-	118,910.72
سر	151,354.56	-	-	-	-	-	151,354.56
	540,952.78	-	-	-	-	-	540,952.78
	701,839.62	-	-	-	-	-	701,839.62
ڈ	12,354,350.96	38,112,670.95	-	-	(2,499,183.59)	-	47,967,838.32
	25,643,776.14	-	-	-	1,081,121.94	-	26,724,898.08
	578,822,325.78	383,076,171.69	3,367,626.74	152,904,498.68	4,938,894.33	-	810,565,266.38

. ئھ ( )

ـ ( )

2017 6 30

U ـ ( )

27. ( )

2016

		√				ـر Ů ٓ		
				فخ	/			
سح		326,965,283.07	111,892,891.92	668,579.82	77,765,583.97	997,549.03	-	361,421,560.23
		98,264,759.95	335,235,586.29	-	276,349,622.56	562,411.62	-	157,713,135.30
ٓ	ڤ	125,600.00	19,865,845.47	-	-	-	-	19,991,445.47
	L	185,000.00	-	-	-	-	-	185,000.00
يم	1	19,281,651.57	-	-	19,337,852.25	175,111.40	-	118,910.72
سر		-	151,354.56	-	-	-	-	151,354.56
		-	581,943.46	-	-	(40,990.68)	-	540,952.78
		701,839.62	-	-	-	-	-	701,839.62
ڈ		-	9,728,892.25	-	-	2,625,458.71	-	12,354,350.96
		19,820,914.07	5,555,833.35	-	-	267,028.72	-	25,643,776.14
		465,345,048.28	483,012,347.30	668,579.82	373,453,058.78	4,586,568.80	-	578,822,325.78

1 كج 2015 4 ٓ فخ 2016 4

ڤ قح يم

U ( )

28.

	2017 6 30	2016 12 31
	8,035,115,819.72	8,138,772,289.42
	1,491,496,239.75	832,439,999.58
	9,526,612,059.47	8,971,212,289.00

2017 6 30 (2016 12 31)

2017 6 30 0.96%-8.00%(2016 12 31 1.00%-8.00%)

29.

	2017 6 30	2016 12 31
	51,734,175.20	142,569,328.10
U	8,302,675.97	4,210,681.88
	60,036,851.17	146,780,009.98

U

. ( )

( )

2017 6 30

U ( )

30.

	2017 6 30	2016 12 31
	1,489,079,295.96	1,651,420,943.49

2017 6 30 (2016 12 31)

31.

1

	2017 6 30	2016 12 31
	3,339,937,708.67	3,826,157,804.13
	90,043,676.49	169,140,397.27
	565,920,382.03	559,474,197.78
	3,995,901,767.19	4,554,772,399.18

2017 6 30 1

o

( ) 104,532,151.14

2016 12 31 1 :

o

( ) 104,676,891.03

. ( )

( )

2017 6 30

U ( )

32.

	2017 6 30	2016 12 31
	611,350,452.50	564,047,636.78
	39,029,691.36	76,840,412.83
	650,380,143.86	640,888,049.61

2017 6 30 1 (2016 12 31)

33.

2017 1-6

	√			
	211,343,998.34	1,088,927,616.50	1,092,346,527.61	207,925,087.23
	40,503,848.76	96,839,262.42	120,001,335.42	17,341,775.76
	251,847,847.10	1,185,766,878.92	1,212,347,863.03	225,266,862.99

2016

	√			
	157,871,702.43	1,745,018,562.77	1,691,546,266.86	211,343,998.34
	56,081,307.38	187,889,122.64	203,466,581.26	40,503,848.76
	213,953,009.81	1,932,907,685.41	1,895,012,848.12	251,847,847.10

. ( )

( )

2017 6 30

U ( )

33. ( )

2017 1-6

	147,729,206.92	914,855,585.04	901,141,745.64	161,443,046.32
	10,518,839.79	65,862,450.29	68,497,190.43	7,884,099.65
	11,341,403.51	40,270,140.32	45,950,877.67	5,660,666.16
	10,905,101.47	35,349,779.31	40,738,872.53	5,516,008.25
	191,173.24	3,161,820.16	3,321,895.06	31,098.34
	245,128.80	1,758,540.85	1,890,110.08	113,559.57
	847,495.23	42,585,886.36	42,488,336.36	945,045.23
	40,907,052.89	25,353,554.49	34,268,377.51	31,992,229.87
	211,343,998.34	1,088,927,616.50	1,092,346,527.61	207,925,087.23

2016

	109,293,806.43	1,372,590,189.11	1,334,154,788.62	147,729,206.92
	18,631,557.45	122,486,149.06	130,598,866.72	10,518,839.79
	11,396,652.08	66,708,009.39	66,763,257.96	11,341,403.51
	10,883,238.57	56,697,474.93	56,675,612.03	10,905,101.47
	210,046.77	6,332,637.44	6,351,510.97	191,173.24
	303,366.74	3,677,897.02	3,736,134.96	245,128.80
	1,426,093.63	82,981,674.21	83,560,272.61	847,495.23
	17,123,592.84	100,252,541.00	76,469,080.95	40,907,052.89
	157,871,702.43	1,745,018,562.77	1,691,546,266.86	211,343,998.34

. ( )

( )

2017 6 30

U ( )

33. ( )

2017 1-6

√			
11,908,059.11	64,893,347.23	67,275,146.11	9,526,260.23
322,783.08	2,803,060.80	3,061,436.08	64,407.80
28,273,006.57	29,142,854.39	49,664,753.23	7,751,107.73
40,503,848.76	96,839,262.42	120,001,335.42	17,341,775.76

2016

√			
16,107,409.72	131,313,833.10	135,513,183.71	11,908,059.11
384,511.82	7,436,180.00	7,497,908.74	322,783.08
39,589,385.84	49,139,109.54	60,455,488.81	28,273,006.57
56,081,307.38	187,889,122.64	203,466,581.26	40,503,848.76

34.

	2017 6 30	2016 12 31
	40,696,358.20	55,946,619.58
	179,502,043.01	313,608,753.68
	615,669.55	7,440,078.16
	1,005,405.85	1,270,266.42
	854,073.15	970,440.49
	-	364,273.97
	48,535,769.37	32,243,247.26
	271,209,319.13	411,843,679.56



. ( )

( )

2017 6 30

U ( )

37.

	2017 6 30	2016 12 31
Ü	8,996,978.21	471,273.43
Ü	141,756,297.17	184,371,883.09
Ü	70,242,385.86	31,079,744.44
	22,762,685.30	21,287,163.03
	111,248,139.29	57,535,015.21
	431,742,516.18	270,150,474.13
	-	73,948,420.00
	180,683,451.19	139,395,487.25
	967,432,453.20	778,239,460.58

2017 6 30 1 (2016 12 31)

38.

2017 6 30	2016 12 31
2,988,368.56	3,316,675.37

39.

	2017 6 30	2016 12 31
	2,416,591,136.60	2,276,939,753.98
	-	3,228,868.27
	582,854,626.76	-
	2,999,445,763.36	2,280,168,622.25

. ( )

( )

2017 6 30

U ( )

40.

	2017 6 30	2016 12 31
	1,175,332,758.04	1,195,027,615.57
	29,800,000.00	29,900,000.00
	3,297,876,243.14	3,440,090,302.48
	4,503,009,001.18	4,665,017,918.05

2017 6 30 1.35%-8.25%(2016 12 31 1.35%-8.25%)

2017 6 30 (2016 12 31)

41.

	2017 6 30	2016 12 31
11 . 02	1,192,246,521.73	1,195,694,392.11
16 . 01	2,494,923,161.33	2,494,244,355.44
Multicurrency Debt Issuance Programme	-	594,758,817.66
	3,687,169,683.06	4,284,697,565.21

. ( )

( )

2017 6 30

U ( )

41. ( )

2017 6 30

0] TJ166.301C

11	02	1,200,000,000.00	2012	3	5	5+2	1,200,000,000.00	1,195,694,392.11	7	-	29,940,000.00	649,129.62	-	-	4,097,000.00	1,192,246,521.73
16	01	2,500,000,000.00	2016	6	7	5	2,500,000,000.00	2,494,244,355.44	7	-	45,124,999.98	678,805.89	-	-	-	2,494,923,161.33

Debt Issuance

U ( )

42.

	2017 6 30	2016 12 31
	3,477,090.49	5,566,563.20

43.

	2017 6 30	2016 12 31
◊	16,834,870.48	16,834,870.48
	8,654,186.92	8,654,186.92
	6,968,000.00	6,968,000.00
	3,035,813.19	3,035,813.19
	3,125,598.41	3,153,563.38
	38,618,469.00	38,646,433.97

44.

	2017 6 30	2016 12 31
	105,897,353.06	83,532,364.15

55 15%

BIRO PUSAT AKTUARIA

2016 12 31

U ـ ( )

44. ( )

2016

8.38%
8.25%-10%

ٮٌ م ر شج

ٮٌ ٮر

2016

ٮٌ ٮٌ

% ـ ٮ /( ) % ـ ٮ /( )

1% (7,284,925.50) 1% 8,575,588.10
1% 8,382,654.00 1% (7,271,619.70)

ٮٌ ٮٌ U ٮٌ سر

ـ ٮر سر ٮٌ ٮٌ

ٮٌ قح ٮٌ

ٮٌ ـ ٮٌ

. ( )

( )

2017 6

. ( )

( )

2017 6 30

U ( )

44. ( )

Ů ů

2017 1-6

	Ů		Ů
	ů		/( )
√	83,532,364.15	-	83,532,364.15
n + U	-	-	-
ů	8,583,863.62	-	8,583,863.62
⌐	-	-	-
⌐	-	-	-
U			
	(5,025,767.13)	-	(5,025,767.13)
Ů		-	
⌐	-	-	-
	18,806,892.42	-	18,806,892.42
	-	-	-
	105,897,353.06	-	105,897,353.06

. ﻟﻠﻨ ( )

ﺟ ( )

2017 6 30

U ﺟ ( )

44. ( )

ﺑﺎ ﺟ ﺑﺎﺳ ( )

2016

	ﺑﺎ ﺟ		ﺑﺎ /( )
√	-	-	-
n + U ﺮ	79,590,973.43	-	79,590,973.43
ﺟ	(59,313.68)	-	(59,313.68)
ﺮ	1,364,777.00	-	1,364,777.00
ﺮ	6,559,181.08	-	6,559,181.08
U			
ﺮ	5,025,767.43	-	5,025,767.43
ﺑﺎﺳ			
ﺮ	(11,591,897.18)	-	(11,591,897.18)
	2,970,167.03	-	2,970,167.03
	(327,290.96)	-	(327,290.96)
	83,532,364.15	-	83,532,364.15

45.

2017 6 30

√		ﺮ	
204,210,614.82		170,017,428.23	34,193,186.59

ﺣﺠ 2016 L 3.4

170,017,428.23 (2016 12 31 135,789,385.18)

. ئهٔ ( )

ـٔ ( )

2017 6 30

U ـٔ ( )

46.

2017 6 30

	√	ˊ		Űˇˆ	
ـٔ	50,948,687.96	10,832,702.14	4,349,077.48	2,185,650.70	55,246,661.92

2016 12 31

	√	ˊ		Űˇˆ	
ـٔ	41,505,164.89	20,801,350.00	8,041,151.56	(3,316,675.37)	50,948,687.96

شج شج

2017 6 30 Ű ـٔ

	√			Ű˝	/
VOCs U ـٔ					
(RTO .)	-	1,230,000.00	292,857.15	175,714.29	761,428.56
M . ٦ n					
Ű ډ Ť	-	200,000.00	-	-	200,000.00
.	298,214.11	-	298,214.11	-	-
	537,142.74	-	268,571.44	-	268,571.30
ـٔ غي ص	-	7,540,600.00	942,575.00	377,030.00	6,220,995.00
	-	100,000.00	-	-	100,000.00
ـٔ لم ـٔ	1,127,142.87	-	187,857.14	-	939,285.73
Ť	211,000.00	-	86,500.00	-	124,500.00
ئهٔ	500,000.00	-	-	-	500,000.00
⊢ م	500,000.00	-	-	-	500,000.00
(Ƶ ڑ)	2,074,002.63	-			

U ـ ( )

46. ( )

2016 12 31 Ü ـ

	√			Ü˝	/
. ـ	262,857.15	-	262,857.15	-	-
لحم ـ .	402,071.80	-	402,071.80	-	-
لحم .	261,499.54	-	261,499.54	-	-
.	1,013,928.42	-	715,714.31	-	298,214.11
	1,074,285.62	-	537,142.88	-	537,142.74
لحم Ü	102,857.07	-	102,857.07	-	-
ـ لحم	1,502,857.15	-	375,714.28	-	1,127,142.87
Ì	730,000.00	-	519,000.00	-	211,000.00
ئهـ	500,000.00	-	-	-	500,000.00
⊢ م	500,000.00	-	-	-	500,000.00
(Ⅹ ڑ)	2,332,588.63	-	258,586.00	-	2,074,002.63
(يغي)	1,079,906.32	-	755,137.00	-	324,769.32
ئهـ ( )	2,603,867.05	-	386,148.00	-	2,217,719.05
CTC	1,762,102.14	-	-	1,762,102.14	-
	2,000,000.00	1,000,000.00	428,571.45	428,570.55	2,142,858.00
ڍ					
Ì Ü .	6,000,000.00	1,000,000.00	-	-	7,000,000.00
. فخ ⌐	4,000,000.00	-	142,857.14	571,429.37	3,285,713.49
600Ɱ/ ـ ف	700,000.00	-	100,000.00	100,000.00	500,000.00
⅄	5,471,237.38	-	191,774.28	-	5,279,463.10
لحم ⅄	8,218,440.00	-	661,560.00	-	7,556,880.00
	986,666.62	-	200,000.00	-	786,666.62
لحم . U	-	3,627,800.00	-	-	3,627,800.00
ڍ	-	3,850,000.00	-	-	3,850,000.00
ئهـ	-	193,000.00	-	-	193,000.00
. Ü م	-	1,000,000.00	249,999.99	-	750,000.01
ـ U ⌐ .	-	200,000.00	49,999.98	-	150,000.02
⌐ ـ	-	6,900.00	6,900.00	-	-
6 2013 Ì	-	137,900.00	137,900.00	-	-
ـ ـ ر ـ Ì ـ	-	500,000.00	500,000.00	-	-
	-	800,000.00	114,285.71	114,286.29	571,428.00
Ì ⅄ يغي ا	-	6,805,750.00	680,575.00	340,287.00	5,784,888.00
ـ ⌐ .	-	200,000.00	-	-	200,000.00
. U . Ü					
ڍ Ì	-	1,480,000.00	-	-	1,480,000.00
	41,505,164.89	20,801,350.00	8,041,151.58	3,316,675.35	50,948,687.96

. ( )

( )

2017 6 30

U ( )

47.

2017 1-6

√	Ô					
	Î				ä	
1,723,124,671.00	-	-	-	-	-	1,723,124,671.00
359,888,000.00	-	-	-	-	-	359,888,000.00
2,083,012,671.00	-	-	-	-	-	2,083,012,671.00

2016

√	Ô					
	Î				ä	
1,723,124,671.00	-	-	-	-	-	1,723,124,671.00
359,888,000.00	-	-	-	-	-	359,888,000.00
2,083,012,671.00	-	-	-	-	-	2,083,012,671.00

48.

2017 1-6

	√			
	4,345,436,913.65	-	-	4,345,436,913.65
	4,434,784,461.93	-	-	*4,434,784,461.93*
n ≠ U	*(89,347,548.28)*	-	-	*(89,347,548.28)*
	134,217,777.72	144,546.91	-	134,362,324.63
∧ ≠	*58,351,014.26*	-	-	*58,351,014.26*
	75,866,763.46	*144,546.91*	-	*76,011,310.37*
	4,479,654,691.37	144,546.91	-	4,479,799,238.28

. ( )

( )

2017 6 30

U ( )

48. ( )

2016

	4,405,371,213.65	-	59,934,300.00	4,345,436,913.65
	4,434,784,461.93	-	-	*4,434,784,461.93*
	(29,413,248.28)	-	*59,934,300.00*	*(89,347,548.28)*
	82,545,593.17	51,672,184.55	-	134,217,777.72
	58,351,014.26	-	-	*58,351,014.26*
	24,194,578.91	*51,672,184.55*	-	*75,866,763.46*
	4,487,916,806.82	51,672,184.55	59,934,300.00	4,479,654,691.37

49. U

U

	2016 1 1		2016 12 31		2017 6 30
U	(26,929,293.77)	(1,178,888.26)	(28,108,182.03)	26,990,837.73	(1,117,344.30)
	8,753,322.63	72,063,116.56	80,816,439.19	1,947,063.32	78,869,375.87
	(520,942,387.39)	(40,216,902.24)	(561,159,289.63)	40,272,971.81	(520,886,317.82)
U	-	-		990,197.77	990,197.77
	-	(2,763,669.51)	(2,763,669.51)	(1,519,741.77)	(4,283,411.28)
	-	106,094.46	106,094.46	(106,094.46)	-
	(539,118,358.53)	28,009,751.01	(511,108,607.52)	62,700,712.22	(448,407,895.30)

. ( )

( )

2017 6 30

U ( )

49. U ( )

U

2017 1-6

U

	26,990,837.73	-	-	26,990,837.73	-
	(5,937,380.90)	-	(2,212,012.26)	(1,947,063.32)	(1,778,305.32)
	89,319,467.20	-		40,272,971.81	49,046,495.39
U					
	990,197.77)	-	-	990,197.77	-
	(2,763,669.34)	-		(1,519,741.77)	(1,243,927.57)
	(192,934.10)	-	-	(106,094.46)	(86,839.64)
	106,426,122.66	-	(2,212,012.26)	62,700,712.22	45,937,422.86

2016 1-6

U

	-	-	-	-	-
	(21,585,160.24)	-	(2,816,880.00)	(18,768,280.24)	-
	168,083,743.36	-	-	79,226,822.37	88,856,920.99
	4,940,843.33	-	-	4,940,843.33	-
	151,439,426.45	-	(2,816,880.00)	65,399,385.46	88,856,920.99

. ( )

( )

2017 6 30

U ( )

50.

2017 1-6

63,484,904.40	17,756,028.20	(14,197,142.86)	67,043,789.74

2016

65,487,012.34	31,488,096.85	(33,490,204.79)	63,484,904.40

17,756,028.20 (2016 : 31,488,096.85
) 14,197,142.86 (2016 33,490,204.79)

51.

2017 1-6

671,645,126.44	-	-	671,645,126.44

2016

668,902,870.10	2,742,256.34	-	671,645,126.44

10%
50%

. ( )

( )

2017 6 30

U ( )

52.

	2017 1-6	2016
	4,385,263,976.76	4,567,348,779.55
	-	(7,457,680.46)
	-	-
	4,385,263,976.76	4,559,891,099.09
	371,752,987.61	57,246,527.82
	-	(2,742,256.34)
	(187,471,140.39)	(229,131,393.81)
	4,569,545,823.98	4,385,263,976.76

2017 2016

2,083,012,671 10 0.9

( ) 187,471,140.39

. ( )

( )

2017 6 30

U ( )

53. Ü

	2017 1-6		2016 1-6	
	24,880,317,821.24	21,926,796,067.33	19,623,834,348.67	17,380,869,308.61
	4,963,543.04	1,494,884.93	642,649.97	7,794.89
	24,885,281,364.28	21,928,290,952.26	19,624,476,998.64	17,380,877,103.50

	2017 1-6	2016 1-6
	22,649,992,542.94	17,645,495,563.24
	1,978,098,739.42	180,6427,020.26
	252,226,538.88	171,911,765.17
	4,963,543.04	642,649.97
	24,885,281,364.28	19,624,476,998.64

54. Ü

	2017 1-6	2016 1-6
	13,470,580.71	11,383,341.15
	10,277,460.66	8,746,608.66
	10,764,053.74	-
	35,378.24	-
	6,771,715.25	-
	8,655,962.95	-
	1,362,614.53	488,621.95
	-	4,216,021.65
	-	18,912,035.76
	51,337,766.08	43,746,629.17

. ( )

( )

2017 6 30

. ( )

( )

2017 6 30

U ( )

56.

	2017 1-6	2016 1-6
	447,972,000.86	338,353,822.85
	25,129,260.00	42,704,034.43
	65,854,235.15	59,090,089.97
	24,385,635.12	15,834,383.43
	58,285,882.69	46,731,350.56
	8,522,176.63	8,129,909.14
	89,782.43	23,020,716.13
٩	23,222,610.16	13,882,059.74
	206,512,177.64	182,944,978.55
	5,522,455.81	6,064,272.05
	7,305,831.05	8,540,797.69
	9,620,357.88	6,173,298.65
	13,646,643.49	11,913,770.39
	1,331,944.23	1,166,922.46
	1,516,157.58	875,499.43
	164,101,038.57	119,960,065.95
	1,063,018,189.29	885,385,971.42

57.

	2017 1-6	2016 1-6
	343,196,818.65	234,655,534.10
	6,214,852.40	9,239,570.99
	21,876,802.53	29,376,515.06
/( )	5,668,920.75	(98,798,895.27)
	46,212,971.19	23,398,799.76
	366,987,055.66	120,639,352.54

. ( )

( )

2017 6 30

. ( )

( )

2017 6 30

U ( )

60.

	2017 1-6	2016 1-6
/( )	117,537,989.95	(30,739,823.66)
سر		
	3,318,250.72	193,600.00
/( )	66,310,593.84	(200,232,103.32)
	130,979,395.23	132,677,330.29
	(137,835.05)	-
	318,008,394.69	(98,100,996.69)

61.

	2017 1-6	2016 1-6 /
	62,491,972.00	-
	24,168,885.48	-
	4,235,395.01	-
	3,236,358.74	-
	94,132,611.23	-

. ( )

( )

2017 6 30

U ( )

62.

	2017 1-6	2016 1-6	2017 1-6
	792,084.96	1,359,200.09	792,084.96
	792,084.96	*1,359,200.09*	*792,084.96*
	170,017,428.23	97,727,023.07	-
	495,631.22	10,087,043.46	495,631.22
	2,305,543.44	4,014,382.23	2,305,543.44
	173,610,687.85	113,187,648.85	3,593,259.62

	2017 1-6	2016 1-6	/
	-	28,582,895.66	
	-	62,143,319.04	
	-	1,584,524.34	
	170,017,428.23	-	
	-	5,416,284.03	
	170,017,428.23	97,727,023.07	

63.

	2017 1-6	2016 1-6	2017 1-6
	1,435,808.25	3,539,570.14	1,435,808.25
	1,435,808.25	*1,766,510.53*	*1,435,808.25*
	284,990.23	548,511.15	284,990.23
	744,850.00	740,127.09	744,850.00
	10,017,245.17	65,931.66	10,017,245.17
	170,017,428.23	-	-
	583,653.12	719,086.34	583,653.12
	183,083,975.00	5,613,226.38	13,066,546.77

. ( )

( )

2017 6 30

U ( )

64.

	2017 1-6	2016 1-6
	17,365,728,343.08	13,670,005,479.07
	3,442,326,571.44	2,782,554,301.37
	1,185,766,878.92	940,776,573.77
	635,384,011.34	549,756,268.48
	25,129,260.00	42,704,034.43
	939,962,036.70	757,400,966.12
	23,594,297,101.48	18,743,197,623.24

65.

2017 1-6	2016 1-6
286,606,714.83	202,487,656.33
28,504,480.57	(82,224,341.59)
315,111,195.40	120,263,314.74

U ( )

65. ( )

	2017 1-6	2016 1-6
	1,086,233,181.92	479,614,089.56
(1)	271,558,295.48	119,903,522.39
n	17,012,421.09	(24,650,116.20)
	3,349,790.32	(1,005,984.07)
U م	(29,384,497.49)	(7,684,955.92)
	(47,653,641.76)	9,442,610.29
	86,651,028.09	46,721,556.61
	-	(492,962.67)
م	13,577,799.67	(21,970,355.69)
كج	315,111,195.40	120,263,314.74

1 كج سر ئهـ Ü Ü

Ч ئهـ سر كج Ⅵ غي

م

66.

سر Ĭ

شج

. ( )

( )

2017 6 30

( )

66. ( )

	2017 1-6	2016 1-6
	371,752,987.61	141,178,043.79
	371,752,987.61	141,178,043.79
	371,752,987.61	141,178,043.79
	2,083,012,671	2,083,012,671
	2,083,012,671	2,083,012,671

67.

	2017 1-6	2016

. ( )

( )

2017 6 30

U ( )

67. ( )

	2017 1-6	2016 1-6
	1,396,328,840.99	1,221,880,827.42
	46,212,971.19	23,393,826.51
	11,630,738.52	2,073,656.24
	1,454,172,550.70	1,247,348,310.17
	-	55,472,069.66
	-	313,929,316.23
	327,474,496.00	-
	-	500,425,674.48
	327,474,496.00	869,827,060.37
	170,017,428.23	-
	2,744,260.00	47,382,005.66
	172,761,688.23	47,382,005.66
	13,470,650.04	-
	1,952,615.06	-

. ( )

( )

2017 6 30

U ( )

68.

(1)

	2017 1-6	2016 1-6
	771,121,986.52	359,350,774.82
	379,708,544.95	208,982,288.78
	544,469,203.99	478,067,857.83
	73,735,284.31	60,054,728.00
	10,676,609.12	5,135,448.13
	5,631,486.41	5,747,027.70
	871,427.51	751,206.82
	643,723.29	(23,890,363.72)
	(190,614,567.04)	37,770,441.14
	342,650,887.00	126,712,703.57
	(318,008,394.69)	98,100,996.69
	21,517,201.71	(28,715,062.72)
	7,514,971.12	(62,346,683.82)
	(567,762,893.87)	296,181,094.06
	14,771,239.72	13,859,629.40
	(1,218,734,423.17)	(1,460,284,933.74)
	(718,734,764.69)	672,414,343.88
	(840,542,477.81)	787,891,496.82

. ( )

( )

2017 6 30

U ( )

68. ( )

(1) ( )

	2017 1-6	2016 1-6
Ǔ Ǔ		
	8,723,209,450.39	7,118,665,514.06
√	7,221,536,692.19	4,658,200,300.52
Ǔ		
	1,501,672,758.20	2,460,465,213.54

(2) Ǔ

	2017 6 30	2016 12 31
	8,723,209,450.39	7,221,536,692.19
	7,399,550.25	*3,682,128.46*
	8,715,809,900.14	*7,217,854,563.73*
Ǔ	8,723,209,450.39	7,221,536,692.19

. ( )

( )

2017 6 30

( )

69.

		2017 6 30	2016 12 31
	1	58,942,088.71	97,967,508.64
	2	5,000,000.00	-
	3	197,318,872.83	131,941,740.00
	4	102,250,473.58	27,789,622.00
	5	1,360,354,417.67	1,550,004,913.71
	6	497,582,536.97	503,179,860.27
	7	462,363,155.07	449,621,561.34
		2,683,811,544.83	2,760,505,205.96

1 2017 6 30 58,942,088.71
Halcyon 13,656,969.76
(2016 12 31 27,127,619.80)
41,260,047.82 (2016 12 31
70,839,888.84)
4,025,071.13 (2016 12 31)

2 2017 6 30 5,000,000.00
(2016 12 31
)

3 2017 6 30 Halcyon
197,318,872.83 (2016 12 31 131,941,740.00)

. ئهـ ( )

ـ ( )

2017 6 30

U ـ ( )

69. Ǚ L ┼ ( )

4 2017 6 30 Halcyon U 102,250,473.58 (2016 12 31 27,789,622.00) ϙ غي

5 2017 6 30 Halcyon يم U 90,670,559.05 (2016 12 31 213,409,868.00) ϙ غي
2017 6 30 كج م U 1,269,683,858.62 Ǚ (2016 12 31 1,336,595,045.71)

6 2017 6 30 غي ص Ǚ 497,582,536.97 (2016 12 31 503,179,860.27)

7 2017 6 30 , كج U 462,363,155.07 Ǚ (2016 12 31 449,621,561.34)

. ( )

( )

2017 6 30

U ( )

70.

2017 6 30 2016 12

. ( )

( )

2017 6 30

U ( )

70. ( )

	2017 6 30			2016 12 31		
			U			U
	40,645,832.69	6.7744	275,351,128.98	51,549,591.89	6.9370	357,599,518.95
	11,382,411.40	0.1049	1,194,014.96	-	0.1023	-
	12,366,876.23	4.9135	60,764,646.36	6,721,928.67	4.7995	32,261,896.65
	32,853,356.84	0.1342	4,408,920.49	-	0.1404	-
	6,303,199.71	1.5779	9,945,818.82	6,513,466.66	1.5527	10,113,459.68
	-	0.0118	-	2,867,087,090.00	0.0111	31,824,666.70
	9,137,805,902.72	0.0118	107,826,109.65	13,897,030,516.00	0.0111	154,257,038.73
	2,536,189.83	7.7496	19,654,456.71	23,876,244.16	7.3068	174,458,940.83
	-	8.8144	-	10,288.73	8.5094	87,550.92
	133,789,449.30	0.1996	26,704,374.08	75,957,422.09	0.1940	14,735,739.89
	184,996,762,220.00	0.0005	92,498,381.11	101,883,655,196.89	0.0005	50,941,827.60
	1,194,014.96	0.0605	72,237.91	4,345,526.68	0.0596	258,993.39
	833,780.47	1.8445	1,537,908.08	330,577.97	1.8890	624,461.79
	1,424,666.00	5.2099	7,422,367.39	789,341.69	5.0157	3,959,101.11
				453,567,284.00	0.0059	2,676,046.98
	356,711.00	0.2228	79,475.21	-	0.2160	-
	109,432.00	0.8679	94,976.03	-	0.8945	-
	408,056,325.00	0.0059	2,407,532.32	324,575,705.00	0.0058	1,882,539.09
	879,030.33	7.7496	6,812,133.45	65,900,000.00	7.3068	481,518,120.00
	-	0.0005	-	5,390,000,000.00	0.0005	2,695,000.00
	23,678,723.17	1.5779	37,362,657.29	48,217,155.30	1.5527	74,866,777.03
	-	0.1996	-	218,806,000.00	0.1939	42,426,483.40
	-		-	-	0.0059	-
	-	4.9135	-	6,930,720.00	4.7995	33,263,990.64
	74,782,602.58	5.2099	389,609,881.18	80,289,755.98	5.0157	402,709,329.07
	1,105,141,240.86	6.7744	7,486,668,822.08	895,239,162.66	6.9370	6,210,274,071.37
	3,856,658,090.67	0.0118	45,508,565.47	4,649,200,784.00	0.0111	51,606,128.70
	266,234,567.25	6.7744	1,803,579,452.38	203,079,924.67	6.9370	1,408,765,437.44
	428,572,805.57	0.1049	44,957,287.30	575,032,744.40	0.1023	58,825,849.75
	-	4.9135	-	43,863,700.00	4.7995	210,527,145.45
	206,829,959.22	0.1342	27,756,580.53	155,320,652.30	0.1404	21,807,019.58
	13,256,055.98	1.5779	20,916,730.73	29,282,603.28	1.5527	45,467,098.11
	-	0.0118	-	2,796,529,784.00	0.0111	31,041,480.60
	2,334,850,868.30	0.0118	27,551,240.25	2,497,961,512.00	0.0111	27,727,372.78
	11,089,107.39	7.7496	85,936,146.63	13,411,723.13	7.3068	97,996,778.57
	3,357,754,271.77	0.0005	1,678,877.14	10,014,700,234.00	0.0005	5,007,350.12
	-	8.8144				

. ( )

( )

2017 6 30

U ( )

70. ( )

	2017 6 30			2016 12 31		
			U			U
	62,815,414.76	6.7744	425,536,745.75	17,623,165.87	6.9370	122,251,901.64
	-	0.0605	-	-	0.0596	-
	7,083,395.00	0.0059	41,792.03	7,408,137.00	0.0058	42,967.19
	336,488,450.00	0.1049	35,297,638.41	259,311,077.00	0.1023	26,527,523.18
	20,210,244.02	4.9135	99,303,033.99	9,955,641.97	4.7609	47,397,815.85
	467,393,040.73	0.1342	62,724,146.07	428,463,218.55	0.1404	60,156,235.88
	8,765,708.18	1.5779	13,831,410.94	7,218,206.50	1.5527	11,207,709.23
	-	0.0118	-	-	0.0111	-
	5,911,050,131.68	0.0118	69,750,391.55	2,667,488,585.00	0.0111	29,609,123.29
	948,974.59	7.7496	7,354,173.48	897,583.37	7.3068	6,558,462.17
	118,897,497,266.51	0.0005	59,448,748.63	33,732,060,358.65	0.0005	16,866,030.18
	-	8.8144	-	-	8.5094	-
	73,474,036.67	0.1996	14,665,417.72	166,386,716.54	0.1940	32,279,023.01
	-	1.8445	-		1.8890	-
	3,302,822.71	5.2099	17,207,376.04	5,120,451.16	5.0157	25,682,646.88
	-		-		0.0059	-
	14,162.00	2.0536	29,083.08	-	2.1354	-
	45,024.48	0.8679	39,076.75	-	0.8945	-
	1,007,492.11	0.4105	413,575.51	425,533.02	0.4355	185,319.63
	390,428,344.64	6.7744	2,644,917,777.93	563,192,580.59	6.9370	3,906,866,931.55
	53,942,330,373.75	0.0118	636,519,498.41	55,971,096,644.00	0.0111	621,279,172.75
	13,666,894,355.57	0.0005	6,833,447.18	13,078,215,808.00	0.0005	6,539,107.90
	216,403,315.01	6.7744	1,466,002,617.20	26,398,150.42	6.9370	183,123,969.46
	118,623,105.07	4.9135	582,854,626.76	26,398,150.42	6.9370	183,123,969.46
	473,603,341.53	0.0118	5,588,519.43	323,698,881.00	0.0111	3,593,057.58

U

1. n U

U n U

2. U U

U U

( ) ئهـ .

( )

2017 6 30

سر

1. سر

							(%)
Sinochem International (Overseas) Pte.,Ltd.				6	2.11	100	

. ئهـ ( )

( )

2017 6 30

سر

1. سر

					(%)
Euroma Rubber Industries Sendirian Berhad				2,000	97.5
GMG Global Ltd.					54.99
				267,084,457	
Teck Bee Hang Co., Ltd.				16.48	28.05
Hevecam SA					45.90
				157.4795 *	
Tropical Rubber Cote d'Ivoire				20 **	26.11
شج .				5.85	60.98
شج .				1	60.98
شج .				1	60.98
Dorval Ship Management K.K.				100	51
Inobonto Holdings Pte. Ltd.				10,090	48.17
Ivoirienne De Traitement De Caoutchouc*				15.36	30.60
Halcyon Agri Corporation Limited				25.87	54.99

* U

** n

. ( )

( )

2017 6 30

( ) سر

1. سر ( )

سر

2017 1-6

	49%	4,972,578.48	12,250,000.00	242,024,374.44
Hevecam S.A.(Cameroon)	10%	(10,963,808.78)	-	1,798,352,036.11
شج	39.024%	84,926,368.90	195,489,374.99	1,344,280,449.05
	49%	9,583.17		93,100,557.98
كج	59.47%	112,341,647.89	135,307,002.19	3,579,400,393.31

2016 1-6

	49%	7,357,295.64	29,400,000.00	270,505,864.65
GMG Global Ltd.	49%	(35,830,307.39)	-	1,811,209,441.27
Hevecam	10%	3,372,576.87	-	124,107,392.23
شج	39.024%	78,462,739.55	-	1,373,681,663.34
	49%	10,155.57	-	93,043,561.07
كج	59.47%	161,329,315.48	107,859,931.63	3,272,412,389.60

2. سU م

				(%)
			198,000,000.00	29.19
( )			32,564,000.00	44.80
			100,000,000.00	49
( )			165,000,000.00	25
			315,000,000.00	25
FeltexCo.,Ltd.			43,781,821.06	45
SiatNV			24,000,000.00	35
NewportTwoLLC			44,820,000.00	40
			300,000,000.00	50.00

سر ( )

2. سر U م ( )

كج U م ـ

	2017 6 30 /2017 1-6	2016 12 31 /2016 1-6
U	3,310,670,320.13	3,237,597,565.09
U		
ـ	117,537,989.95	(31,239,812.60)
U	26,000,639.96	37,027,039.61
U	143,538,629.91	5,787,227.01

1.

2017 6 30

	Ů	L	م	ـ	U
	-	-	8,782,151,539.10	-	8,782,151,539.10
Ů	-	-	-	-	-
	191,669,620.63	-	-	-	191,669,620.63
	-	-	1,671,853,933.10	-	1,671,853,933.10
	-	-	5,209,660,153.39	-	5,209,660,153.39
ـ	-	-	1,716,447.28	-	1,716,447.28
ـ	-	-	73,219,889.14	-	73,219,889.14
	-	-	808,526,000.82	-	808,526,000.82
ـ	-	-	1,536,376,589.56	-	1,536,376,589.56
ـ	-	-		392,881,121.14	392,881,121.14
ـ	-	-	682,700,006.94	-	682,700,006.94
	191,669,620.63	-	18,766,204,559.33	392,881,121.14	19,350,755,301.10

. ( )

( )

2017 6 30

. ( )

( )

2017 6 30

( )

1. ( )

( )

2016 12 31 ( )

	-	8,971,212,289.00	8,971,212,289.00
	7,211,520.00	-	7,211,520.00
	146,780,009.98	-	146,780,009.98
	-	1,651,420,943.49	1,651,420,943.49
	-	4,554,772,399.18	4,554,772,399.18
	-	139,098,155.38	139,098,155.38
	-	2,837,114.10	2,837,114.10
	-	778,239,460.58	778,239,460.58
	-	3,316,675.37	3,316,675.37
	-	962,138,622.25	962,138,622.25
	-	5,983,047,918.05	5,983,047,918.05
	-	4,284,697,565.21	4,284,697,565.21
	-	5,566,563.20	5,566,563.20
	153,991,529.98	27,336,347,705.81	27,490,339,235.79

2.

( )

( )

2017 6 30

( )

2. **( )**

2017 6 30 536,753,228.63 (2016 12 31 750,844,938.44)
2017 6 30 1 12
(" ")

2017 1-6

3

ئهـ ( )

ـ ( )

2017 6 30

( )

3 ( )

( )

كج ˜

/ كج م M غي

غي n م قح سر كج سر

كج

9 م 5 ٓ ٓ . 6 م قح كج

2017 6 30 ٓ م

.

2017 6 30 كج م

فخ ˜ ٓ ٓ

كج

ˉ

كج ˉ L

كج

كج م ‖

ـ ٓ 72.62%

12 L 2017 6 30 كج 69.59%(2016 12 31 62.24%)

ـ سر 1 L

( )

( )

2017 6 30

( )

3 ( )

( )

Un

2017 6 30

1	1	U
9,526,612,059.47	-	9,526,612,059.47
-	-	-
60,036,851.17	-	60,036,851.17
1,489,079,295.96	-	1,489,079,295.96

ً ( ) ئهـ .

ـٔ ( )

2017 6 30

( )

3 ( )

خي

⌐

كج ⌐ خي ⌐ Ǚ ⌐ كج ⌐ ⌐

⌐ Ǚ سر Ǚ Ǚ ⌐ Ǐ U ˜

Ǚ ⌐ (⌐ ⌐ ر) م ر ر

U *

u U

ً /( ) ً /( ) ً /( ) ً /( )

2017 1-6

10	(2,844,005.21)	-	-
(10)	2,844,005.21	-	-

2016 1-6

10	(2,917,539.76)	-	-
(10)	2,917,539.76	-	-

* ˜

( )

3 ( )

خي ( )

كج لا
ڤ

كج ڈ لا

ٱ ٱ ٱ سر ٱ ٱ ٱ
U ٱ ٱ ٱ ٱ ٱ (ٱ ٱ U n
ٱ م (ٱ ٱ ٱ

U *
u U
ٔ /( ) ٔ /( ) ٔ /( ) ٔ /( )

2017 1-6

10%	(797,458,662.99)	-	-
(10%)	797,458,662.99	-	-
10%	(2,448,564.46)	-	-
(10%)	2,448,564.46	-	-
10%	20,706,024.01	-	-
(10%)	(20,706,024.01)	-	-

ً

( ) ئهـ .

ـ ( )

2017 6 30

( )

3 ( )

( ) خي

_____( )

U *
u U
ً /( ) ً /( ) ً /( ) ً /( )

2016 1-6

10%	327,260,438.65	-	-
(10%)	(327,260,438.65)	-	-
لا			
10%	(2,625,608.49)	-	-
(10%)	2,625,608.49	-	-
لا حص ً			
10%	(20,744,725.01)	-	-
(10%)	20,744,725.01	-	-
لا			

* ~

_____

|| ل م قح ||
ڭ ڤ ~ قح كج 30 6 2017
ل
كج
خي سر || سر

( ) ئهـ .

( )

2017 6 30

( )

3 ( )

خي ( )

_____( )

Ů	خي	سر	‖
		م	™

	2017 6 30	2017 1-6 /	2016 6 30	2016 1-6 /
—A	3,192	3,295/3,016	2,929	2,938/2922
—H	25,765	26,090/21,883	20,794	20,828/20,614

سر	Ů	Ů	م ⌐ كج
	10% Ů™ (		)
	~ ق	~ ق	~ ر
	Ů™ ر	~ ر	قح

2017 1-6

	U u ( )/ ˇ	U ( )/ ˇ
—~ ق	128,841,166.03	-	10,624,315.11	10,624,315.11
—~ ق	164,999,792.45	-	16,499,979.25	16,499,979.25

. ( )

( )

2017 6 30

1.

2017 6 30

	( )	( )	( )	U
Ů				
	-	-	-	-
	184,221,407.10	7,448,213.53	-	191,669,620.63
	36,000,000.00	-	-	36,000,000.00
	294,036,542.47	-	-	294,036,542.47
	514,257,949.57	7,448,213.53	-	521,706,163.10

2016 12 31

	( )	( )	( )	U
Ů				
	-	7,211,520.00	-	7,211,520.00
	65,807,576.85	11,163,451.51	-	76,971,028.36
	1,000,000,000.00	-	-	1,000,000,000.00
	303,824,189.46	-	-	303,824,189.46
	1,369,631,766.31	18,374,971.51	-	1,388,006,737.82

. ( ) ئهـ

( )

2017 6 30

( )

1. م ( )

2017 6 30

خي ٓ ٓ

( ) ( )

. ئھ ( )

ـ ( )

2017 6 30

ٰا Ǖ ( )

2. ´

´ سر

3. U م

U م 2

4.

. . ´ n Ǖ ئھ . كج ´ ┼

ئھ (كج) ´ n Ǖ ئھ . كج ´ ┼

. ئھ ´ Ǖ ئھ . كج ´ ┼

c3cLLǖÝ

c3cLLǖÝ 8U$:ÐPEP2¢Y1¢

cLF)ǎÝ

( ) ´

( )

( )

2017 6 30

( )

4. ( )

(Far East Horizon Chartering Co., Ltd.)

. ( )

( )

2017 6 30

( )

4. ( )

( )	
Medline Products Co., Ltd.	
( )	
( )	
( )	
SINOCHEM EUROPE HOLDINGS PLC.( )	
( )	

. ( )

( )

2017 6 30

( )

4. ( )

5.

(1)

		2017 1-6	2016 1-6
	(1)a	265,314,125.10	599,502,362.26
	(1)a	63,676,012.50	48,325,664.35
	(1)a	56,683,350.44	-
	(1)a	21,814,268.38	3,284,736.13
	(1)a	8,974,454.70	4,470,389.73
	(1)a	6,669,026.54	6,966,283.19
	(1)a	102,564.10	-
	(1)a	-	102,403,275.27
	(1)a	-	63,236,843.95
	(1)a	-	3,125,013.18
	(1)a	-	12,817.09
		423,233,801.76	831,327,385.15

. ( )

( )

2017 6 30

( )

5. ( )

(1) ( )

		2017 1-6	2016 1-6
Newport Europe B.V.	(1)b	41,852,315.00	33,200,554.66
	(1)b	1,456,310.68	900,000.00
( )	(1)b	246,680.00	479,645.32
	(1)b	238,792.45	624,018.88
	(1)b	31,698.11	-
	(1)b	-	1,614,788.36
	(1)b	-	1,470,601.06
( )	(1)b	-	254,620.80
	(1)b	-	143,567.56
	(1)b	-	103,773.58
	(1)b	-	77,580.00
	(1)b	-	4,622.64
		43,825,796.24	38,873,772.86
	(1)c	278,655,402.70	238,042,476.58
	(1)c	31,372,086.26	15,509,440.65
	(1)c	7,866,478.62	-
	(1)c	3,792,369.89	2,600,873.43
	(1)c	189,451.33	188,635.38
		321,875,788.80	256,341,426.04

. ( )

( )

2017 6 30

Ü ( )

5. ( )

(1) ( )

		2017 1-6	2016 1-6
Newport Europe B.V.	(1)d	114,396,739.17	84,783,112.84
	(1)d	8,991,809.84	4,517,164.74
	(1)d	4,422,190.29	-
	(1)d	4,258,417.76	-
Sinochem Trading (Singapore) PTE LTD. (			
( )	(1)d	1,992,604.60	1,378,504.15
	(1)d	1,205,746.96	506,887.01
	(1)d	719,080.73	1,005,632.22
( )	(1)d	455,550.48	-
	(1)d	267,477.00	175,868.00
NewPort Tank Containers USA LLC	(1)d	253,667.52	150,306.32
	(1)d	143,251.42	469,002.45
	(1)d	128,432.30	-
	(1)d	98,515.53	-
	(1)d	23,280.00	-
	(1)d	1,132.08	-
	(1)d	-	452,388.84
	(1)d	-	21,126.90
		137,357,895.68	93,459,993.47

. ( )

( )

2017 6 30

Ü ( )

5. ( )

(2)

			2017 1-6	2016 1-6
		(2)a	4,335,927.49	7,108,946.00
		(2)a	3,253,011.11	3,750,204.45
		(2)a	2,080,262.72	2,856,239.87
	≡	(2)a	1,849,362.69	-
		(2)a	958,418.84	-
( )		(2)a	788,323.09	877,397.07
		(2)a	455,588.83	917,197.73
		(2)a	179,905.10	48,109.38
		(2)a	23,280.76	-
			13,924,080.63	15,558,094.50
	≡	(2)b	3,457,925.97	3,334,744.11
	≡	(2)b	227,262.84	466,010.04
		(2)b	72,000.00	72,000.00
( )	≡	(2)b	4,000.00	1,499,041.68
( )	≡	(2)b	-	15,983,189.60
	≡	(2)b	-	1,595,820.60
			3,761,188.81	22,950,806.03

( ) ئه .

. ( )

( )

2017 6 30

( )

5. ( )

(4) ( )

2016 1-6

.	(4)a	300,000,000.00	2014 11 20	2017 11 20	
.	(4)a	57,180,000.00	2014 1 23	2017 1 23	
.	(4)a	300,000,000.00	2015 10 30	2018 10 30	
	(4)b	994,680,000.00	2016 4 6	2016 7 5	
	(4)b	331,560,000.00	2016 6 30	2016 9 29	

(5)

		2017 1-6	2016 1-6
	(5)a	47,230,568.99	35,527,397.26
	(5)b	1,665,937.71	4,402,730.94
	(5)c	5,759,577.20	6,903,330.63
	(5)d	1,058,600,000.00	600,000,000.00

. ( )

( )

2017 6 30

( )

5. ( )

(1)

(a) 2017 1-6 Un 423,233,801.76
(2016 1-6 831,327,385.15)

(b) 2017 1-6 Un
43,825,796.24 (2016 1-6 38,873,772.86)

(c) 2017 1-6 Un 321,875,788.80
(2016 1-6 256,341,426.04)

(d) 2017 1-6 Un

( )

( )

2017 6 30

( )

5. ( )

(3)

(a) 2017 1-6 (2016 1-6 4.8 200,000,000.00)

(4)

(a) 2017 1-6 2017 6 30 657,180,000.00 (2016 1-6 2016 6 30 657,180,000.00)

(b) 2017 1-6 812,928,000.00 (2016 1-6 1,326,240,000.00)

(5)

(a) 2017 1-6 47,230,568.99 (2016 1-6 35,527,397.26)

(b) 2017 1-6 1,665,937.71 (2016 1-6 4,402,730.94)

( )

( )

2017 6 30

( )

5. ( )

(5) ( )

(c) 2017 1-6 5,759,577.20 (2016 1-6 6,903,330.63)

(d) 2017 1-6 1,058,600,000.00 1,198,600,000.00 (2016 1-6 600,000,000.00)

6.

2017 1-6 (2016 1-6)

. ( )

( )

2017 6 30

7.

	2017 6 30		2016 12 31	
	181,587,109.12	-	157,137,838.44	-
Newport Europe B.V.	77,437,595.47	-	55,415,286.37	-
	5,476,897.73	-	-	-
	2,771,486.00	-	2,424,556.00	-
	-	-	11,477,253.00	-
	-	-	4,105,818.93	-
	1,560,164.00	-	-	-
	1,332,259.92	-	1,496,797.78	-
	860,430.85	-	-	-
	333,137.97	-	258,237.50	-
( )	230,329.60	-	-	-
	110,422.72	-	57,577.10	-
Sinochem Trading (Singapore) PTE LTD.				
(( ))	91,726.89	-	-	-
	32,990.82	-	-	-
	23,280.00	-	-	-
	23,076.24	-	31,924.38	-
	14,572.81	-	-	-
	-	-	754,463.60	-
	-	-	735,000.00	-
SIAT NV	-	-	49,013.43	-
	271,885,480.14	-	233,943,766.53	-

. ( )

( )

2017 6 30

( )

7. ( )

	2017 6 30		2016 12 31	
	41,991,982.04	-	25,200,000.00	-
Newport Europe B.V.	475,767.51	-	490,524.98	-
	84,150.00	-	-	

2017 6 30

8.

	2017 6 30	2016 12 31
	107,278,822.06	107,343,823.62
	69,078,371.14	81,347,499.34
	6,491,704.55	6,491,704.55
	4,337,864.08	441,747.57
	3,539,076.49	3,639,076.49
	3,435,847.00	-
	1,059,923.86	1,059,923.86
	441,936.00	-
	179,389.85	799,389.85
	10,500.00	11,317,167.00
SIAT NV	-	271,156.44
	195,853,435.03	212,711,488.72
	4,739,370.24	-
	100,000.00	-
	50,000.00	9,731,530.00
	43,724.40	43,724.40
	675.00	675.00
Sinochem Trading (Singapore) PTE LTD.	-	190.16
	4,933,769.64	9,776,119.56

. ﺋﻢ ( )

ﺗ ( )

2017 6 30

ﺍ ﺑﻴ

1.

	2017 6 30	2016 12 31
	241,544,285.40	937,080,777.35

2.

ﻛﺠ

ﺍ u

u

( ) .

( )

2017 6 30

1

(1)
(2) .
(3) .
(4) .
(5) .
(6)

شجـ سرقة م

شجـ سرقة

( )

1 ( )

( )

2017 1-6

	8,510,030,615.34	1,327,286,206.93	2,199,675,451.20	7,267,594,524.78	2,062,363,942.15	3,511,697,054.82	6,633,569.06	-	24,885,281,364.28
	-	-	14,532,959.91	-	-	71,381,345.99	-	(85,914,305.90)	-
	50,773,378.75	-	(5,337,838.12)	6,373,600.00	19,081,717.58	1,746,101.29	44,901,030.45	-	117,537,989.95
	326,330,668.60	-	-	34,633,231.52	(543,631.15)	19,288,275.98	-	-	379,708,544.95
	86,811,077.01	59,833,552.42	139,435,923.10	9,708.71	24,123,916.37	288,118,282.80	26,094,404.13	-	624,426,864.54
	265,296,258.36	286,126,089.46	158,420,603.15	(2,696,978.22)	147,050,535.42	386,551,011.72	(154,514,337.97)	-	1,086,233,181.92
	78,551,666.12	68,500,092.89	42,020,200.98	(674,244.55)	24,643,247.01	75,732,897.68	26,337,335.27	-	315,111,195.40
	12,585,875,892.35	4,417,154,510.75	8,635,330,689.91	1,966,417,921.77	2,996,727,466.91	11,117,010,399.03	18,894,471,443.28	(9,571,794,441.24)	51,041,193,882.76
	7,116,280,399.02	955,954,676.58	5,507,653,783.67	1,749,800,841.06	2,137,278,681.89	4,425,055,569.41	14,143,734,579.25	(6,424,571,862.94)	29,611,186,667.94
	1,363,932,095.88	-	318,157,597.19	109,597,602.74	737,784,478.90	130,483,549.39	650,714,996.03	-	3,310,670,320.13

. ( )

( )

2017 6 30

( )

1 ( )

( )

2016 1-6 ( )

	5,862,793,557.85	1,053,750,897.17	1,925,718,619.83	6,176,575,477.55	1,796,937,747.11	2,808,629,378.37	71,320.76	-	19,624,476,998.64
	-	-	14,493,025.86	-	-	-	-	(14,493,025.86)	-
	(53,217,806.43)	-	(1,841,873.82)	(11,473,630.44)	817,812.42	(7,524,189.97)	42,499,864.58	-	(30,739,823.66)
	173,324,431.21	-	(10,970.00)	642,900.00	209,435.64	41,320,670.03	(6,504,178.10)	-	208,982,288.78
	46,611,689.12	69,201,820.79	132,489,361.81	12,824.81	24,018,513.93	206,819,245.18	26,941,819.80	-	506,095,275.44
	(350,513,616.51)	267,713,430.58	273,448,370.34	24,894,623.79	111,563,370.46	290,341,562.89	(137,833,651.99)	-	479,614,089.56
	(87,628,404.13)	68,502,396.03	72,112,303.16	6,223,655.95	26,157,460.62	56,306,942.33	(21,411,039.22)	-	120,263,314.74
	7,938,868,092.43	4,152,906,181.12	8,409,358,228.18	1,444,600,045.12	2,940,104,947.49	10,277,029,846.84	1,248,579,952.50	8,603,892,989.88	45,015,340,283.56
	972,131,977.90	620,537,673.00	5,619,683,850.75	1,409,285,448.20	2,111,882,708.59	4,181,495,382.52	703,523,795.74	9,649,923,844.74	25,268,464,681.44
	1,352,612,163.29	-	332,961,652.42	121,152,988.89	684,274,732.01	142,765,893.45	648,486,927.18	-	3,282,254,357.24

ا ( )

1 ( )

ـ م ڀ

	2017 1-6	2016 1-6
	8,510,030,615.34	5,862,793,557.85
ڀ .	1,327,286,206.93	1,053,750,897.17
ـ .	2,199,675,451.20	1,925,718,619.83
	7,267,594,524.78	6,176,575,477.55
Ǖ .	3,511,697,054.82	2,808,629,378.37
.	2,062,363,942.15	1,796,937,747.11
	6,633,569.06	71,320.76
	24,885,281,364.28	19,624,476,998.64

غي

ئهـ كج غي غي ـ كج

(~) ~ (غي) (10,661,824,450.24)

م ~ ٧ ~

قد نهـ . م ـ كج

. ئھ ( )

ـ ( )

2017 6 30

ا ( )

2.

يم ٌ 17

Un ٌ

	2017 6 30	2016 12 31
1 (U1)	635,532,414.34	655,636,111.91
1 2 (U2)	589,919,871.93	629,243,790.65
2 3 (U3)	579,556,127.08	532,870,615.03
3	2,103,104,747.87	2,240,584,323.55
	3,908,113,161.22	4,058,334,841.14

ئه ( )

( )

2017 6 30

غه ا

1.

		2017 6 30	2016 12 31
1		857,532,385.40	655,350,684.44
1 2		407,622.49	-
2 3		-	-
3		540,392.06	540,392.06
		858,480,399.95	655,891,076.50
	سح	581,154.31	540,392.06
		857,899,245.64	655,350,684.44

سح Ü"

√

فخ

2017 1-6	540,392.06	40,762.25	-	-	581,154.31
2016	10,683,649.87	96,179.78	12,061.90	10,227,375.69	540,392.06

		2017 6 30				2016 12 31			
				سح				سح	
			(%)		(%)		(%)		(%)
ا	سح	571,406,746.05	66.56	365,270.32	0.06	222,859,316.83	33.98	365,270.32	0.16
U	سح	582,744.23	0.07	215,883.99	37.05	175,121.74	0.02	175,121.74	100.00
ا	سح	286,490,909.67	33.37	-	-	432,856,637.93	66.00	-	-
		858,480,399.95	100.00	581,154.31	0.07	655,891,076.50	100.00	540,392.06	0.08

ئه ( )

( )

2017 6 30

غه ٦ ( )

1. ( )

	2017 6 30			2016 12 31		
		(%)	سد		(%)	سد
٧ U u U						
1 └2	407,622.49	10.00	40,762.25	-	10.00	-
2 └3	-	20.00	-	-	20.00	

.7JET212..6

غه ا ( )

2 ( )

سح Ü

√

			فخ		
2017 1-6	29,228,186.74	-	132,703.99	-	29,095,482.75
2016	95,083,934.56	148,631.98	4,380.00	66,000,000.00	29,228,186.74

	2017 6 30				2016 12 31			
			سح				سح	
		(%)		(%)		(%)		(%)
ا سح	245,167,466.82	85.36	26,882,575.08	10.96	193,468,418.39	72.49	28,882,575.08	14.93
U سح	2,570,236.43	0.89	2,212,907.67	86.10	1,729,016.31	0.65	345,611.66	19.99
ا سح	39,483,294.66	13.75	-	-	71,690,482.04	26.86	-	-
	287,220,997.91	100.00	29,095,482.75	10.13	266,887,916.74	100.00	29,228,186.74	10.95

سح

	2017 6 30			2016 12 31		
		(%)	سح		(%)	سح
ا U u U						
1 L2	5,300.04	10.00	530.00	995,819.92	10.00	99,581.99
2 L3	440,698.40	20.00	88,139.68	608,958.40	20.00	121,791.68
3	2,124,237.99	100.00	2,124,237.99	124,237.99	100.00	124,237.99
	2,570,236.43		2,212,907.67	1,729,016.31		345,611.66

. ( )

( )

2017 6 30

( )

2017 1-6 (2016 148,631.98) 2017 1-6

132,703.99 (2016 4,380.00)

2017 1-6 (2016 66,000,000.00)

	2017 6 30	2016 12 31
	32,772,270.01	176,527,747.87
6	7,140,985.59	6,185,664.53
	194,025,900.92	-
	24,186,358.64	54,946,317.60
	258,125,515.16	237,659,730.00

2017 6 30

		(%)		
	178,245,296.24	62.06	1	-
	31,882,420.96	11.10	1	-
	26,882,575.08	9.36	1-2	26,882,575.08
	5,753,359.48	2.00	1	-
GMG Global Ltd	2,403,815.06	0.84	1	-
	245,167,466.82	85.36		26,882,575.08

( )

( )

2017

( )

4.

2017 1-6

	697,296,380.09	-	-	19,081,717.58	26,000,639.96	-	(4,594,258.73)	-	737,784,478.90	-
( )	679,152,047.79	-	-	44,901,030.45	-	(118,193.07)	(73,219,889.14)	-	650,714,996.03	-
SINOCHEM INTERNATIONAL(OVERSEAS) PTELTD.	1,347,034,256.65	-	-	-	-	-	-	-	1,347,034,256.65	-
	2,225,546,458.65	-	-	-	-	-	-	-	2,225,546,458.65	-
	460,591,814.16	-	-	-	-	-	-	-	460,591,814.16	

. ( )

( )

2017 6 30

( )

4. ( )

2016

	685,129,215.67	-	-	13,900,846.96	-	-	1,733,682.54	-	697,296,380.09	-
( )	687,693,018.88	-	-	73,271,264.12	-	465,667.82	82,277,903.03	-	679,152,047.79	-
SINOCHEM INTERNATIONAL(OVERSEAS) PTELTD.	1,347,034,256.65	-	-	-	-	-	-	-	1,347,034,256.65	-
	2,225,546,458.65	-	-	-	-	-	-	-	2,225,546,458.65	-
	460,591,814.16	-	-	-	-	-	-	-	460,591,814.16	-
	20,000,000.00	-	-	-	-	-	-	-	20,000,000.00	-
	87,000,000.00	-	87,000,000.00	-	-	-	-	-	-	-
	46,796,983.47	-	46,796,983.47	-	-	-	-	-	-	-
	1,000,000.00	-	-	-	-	-	-	-	1,000,000.00	-
	1,369,635,032.57	-	-	-	-	-	-	-	1,369,635,032.57	-
( )	7,000,000.00	-	-	-	-	-	-	-	7,000,000.00	-
	800,000,000.00	-	-	-	-	-	-	-	800,000,000.00	-
	542,614,043.32	-	-	-	-	-	-	-	542,614,043.32	-
	8,280,040,823.37	-	133,796,983.47	87,172,111.08	-	465,667.82	84,011,585.57	-	8,149,870,033.23	-

. ( )

( )

2017 6 30

( )

5.

	2017 1-6		2016 1-6	
	4,314,600,911.73	4,081,520,203.80	4,931,649,818.38	4,638,942,777.02
	1,893,654.85	183,275.43	-	-
	4,316,494,566.58	4,081,703,479.23	4,931,649,818.38	4,638,942,777.02

6.

	2017 1-6	2016 1-6
	34,245,736.66	159,370,400.78
	63,982,748.03	43,379,063.46
	63,982,748.03	*43,379,063.46*
	-	185,556,516.53
	421,987.72	-
	(18,551,403.05)	(148,748,874.83)
	18,003,642.73	23,515,393.09
	46,585,648.15	40,780,271.21
	144,688,360.24	303,852,770.24

. ( )

( )

2017 6 30

( )

7.

	2017 1-6	2016 1-6
( )/	(19,595,751.03)	136,949,332.14
	48,318,958.26	174,702,631.21
	6,023,870.44	2,198,017.29
	2,285,420.48	2,572,295.27
	-	-
	(27,861,058.71)	42,645,836.93
	98,123,699.49	97,649,234.07
	(144,688,360.24)	(303,852,770.24)
/( )	8,982,224.89	88,853,553.57)
( )/	(136,505,672.90)	346,775,596.81
	(70,722,428.55)	(67,637,410.38)
	(116,757,514.36)	(997,115,221.58)
	(352,396,612.23)	(653,966,012.05)
	2,384,352,045.11	3,219,043,716.14
√	2,980,499,788.76	696,710,567.36
( )/	(596,147,743.65)	2,522,333,148.78

. ( )

( )

2017 6 30

1

2017 1-6

(643,723.29)

94,132,611.23

387,904,556.11

(8,829,563.86)

89,562,076.87

155,518,883.94

227,482,919.38

. ( )

( )

2017 6 30

---

1 ( )

(1)

505,642.34

(2)

60,711,000.00
21,083,000.00

(3)

55,895,303.81 Sinochem International (Overseas) Pte., Ltd. 4,643,490.32 Halcyon Agri Corporation Limited 248,131,265.00 34,628,806.06 49,764,941.02 5,159,250.10

(4)

Sinochem International (Overseas) Pte., Ltd. 6,860,700.00 915,809.00

2 م

2017 1-6

	شج (%)		
	3.33%	0.18	0.18
u			
	1.30%	0.07	0.07

2016 1-6

	شج (%)		

第

我有法定代
员）签名并
我有董事长
报告期内在
公告的原稿

会计
机构
披露
的所
准报
差日期
更正

修订
□适
号